BRADY®
WHEN PERFORMANCE MATTERS MOST™

WORKPLACE SAFETY COMPLIANCE SOLUTIONS

# Lockout / Tagout

## Solutions for Hazardous Energy Control

Create, visualise and manage your Isolation Programme

# About BRADY

**Once you have worked with BRADY, our name will stick with you, (just like our labels) because BRADY is one of the world's leading labelling and identification specialists.**

## Innovative

At BRADY we continue to improve. We have many customers from all industries, and we strive to be ahead of their needs by continuing to invest in research for even more performant solutions. By developing more user-friendly and efficient concepts, we give our thousands of customers the best in the market.

## Strength

At BRADY, we believe our biggest strength is the wide range of identification and safety solutions we can offer our customers, whether it's labelling the smallest component or complete signage for an entire warehouse. We're also proud to offer many products and services - from printers, scanners and software to service contracts and on-site training - that compliment any identification job. And don't forget, our wide network of expert distributors can always offer you a tailor-made solution to meet your specific requirements.

## Trust

For almost a hundred years, BRADY has been connected with quality, trust and stability. We demand the best for your products and services, because we know, better than anyone, the importance of good and reliable identification. Identification looks like a small detail, but every professional knows that this kind of detail is crucial to any business.

## Inform

We also have specialised dealers in your region, who can answer all your identification and labelling questions, specific to your activity. They will be happy to provide you with all kinds of options and solutions with no obligation.

**Microsoft is a trademark of Microsoft Corporation, Bluetooth is a trademark of Bluetooth Sig, Inc., Android is a trademark of Google Inc.**

BRC Listed NYSE THE NEW YORK STOCK EXCHANGE

Brady products are sold on the condition that the purchaser will test them in actual use and determine for himself/herself their suitability to his/her intended purpose Brady warrants to the purchaser that Brady products are free from defects in material and workmanship but limits its obligation under this warranty to the replacement of the product which has been shown to Brady's satisfaction to have been defective at the time of its purchase.

The warranty does not extend to any persons who have acquired the product from the purchaser. It is in lieu of any other warranty, including every warranty of sale-ability, marketability or suitability for the intended purpose, and is also in lieu of any other obligation or liability on the part of Brady.

Under no circumstances will Brady be liable for losses, damage, costs or subsequent damage of whatever nature which may arise in connection with the use of, or inability to use, Brady's products.

# Lockout / Tagout

## Solutions for Hazardous Energy Control

## TABLE OF CONTENTS


### Why and How To Implement a Lockout/Tagout Programme

What is Lockout/Tagout & Why Work With Brady? ... 6
Lockout/Tagout - Global Best Practice Training Movie ... 6
Why implement a Lockout/Tagout Programme? ... 7
Brady's Complete LO/TO Solution ... 7
Efficient Lockout Programme in 4 Steps ... 8
Respecting Legal Requirements ... 10
ATEX Certification ... 11
Safety Software & Services ... 12
Effective Control of Hazardous Energy ... 14
Hazardous Energies where LO/TO is ideal means of control ... 14

### Padlocks

Choose the right padlock for your application ... 16
Keying Systems & Custom Engraving ... 18
Standard Safety Padlocks ... 19
Compact Safety Padlocks ... 20
Compact Cable Safety Padlocks ... 21
Safety Security Padlocks ... 22
Brass Padlocks ... 22
Full Aluminium Padlocks ... 23
Compact Aluminium Padlocks ... 24
Laminated Steel Padlocks ... 25
Ultimate Security Padlocks ... 25
Fully Insulated Locks ... 26
Brass Padlocks with Stainless Steel Shackle ... 26
Brass Padlocks with Hardened Steel Shackle ... 26
Combination Padlock ... 26
Labels and Tags for Padlocks ... 27
Padlock Lubricant ... 28
Cable & Chain ... 28

### Lock Boxes and Padlock Centres

SAFETY REDBOX™ Group Lockout Box ... 30
Group Lock Box ... 30
Combined Lock Storage / Group Lockout Box ... 30
Wall-mounted Group Lockout Box ... 31
Wall-mounted Metal Group Lockout Box ... 31
Portable / Wall Group Lockout Box ... 31
Group Lockout Centre ... 32
Enclosed Padlock Storage Modules ... 32
Padlock Control Centre ... 32
Combined Lockout & Lock Box Station ... 33
Portable Padlock Station ... 33
Padlock Stations ... 33

### Lockout Devices

**Cable Lockout Devices**
SAFELEX™ Universal Cable Lockout Device ... 36
All Purpose Cable Lockout ... 36
Original Cable Lockout ... 37
Mini Cable Lockout ... 37
Universal Valve Lockout ... 37
PRO-LOCK II Cable Lockout Device ... 38
Scissor-Lok Lockout Device ... 38
Brady Cable Lockout Device ... 38
Double Loop Cable ... 38

**Universal Valve Lockout** ... 39

**Ball Valve Lockouts**
Perma-mount™ Ball Valve Lockout ... 40
Ball Valve Lockout ... 40
Brady Ball Valve Lockout ... 40
Non-Conductive Ball Valve Lockout ... 40

**Gate Valve Lockouts**
Standard Gate Valve Lockout ... 41
Adjustable Gate Valve Lockout ... 41

**Butterfly Valve Lockouts**
Brady Butterfly Valve Lockout ... 42
Universal Valve Lockout ... 42
Butterfly Valve Lockout ... 42

**Gas and Airline Lockouts**
Plug Valve Lockout ... 43
Cylinder Tank Lockout ... 43
Gas Cylinder Lockout ... 43
SMC Airline Regulator ... 44
Pneumatic Quick-Disconnect Lockout ... 44

**Electrical Risk**
Miniature Circuit Breaker ... 45
EZ Panel Loc™ System ... 45
480-600V Breaker Lockout ... 46
Universal Multi-Pole Breaker Lockout ... 46
Economy Multi-Pole Breaker Lockout ... 46
Single Pole Circuit Breaker Lockout ... 46
"No-Hole" Circuit Breaker Lockout ... 47
Oversized Breaker Lockout Device ... 47
Universal Fuse Lockout ... 47
Fuse Lockout ... 47
3-in-1 Electrical Plug Lockout ... 48
Lockout Devices for Plug Connections ... 48
Stopower™ Plug Lockouts ... 48
Hubbell Plugout for Industrial Plug Connections ... 49
Large Electrical/Pneumatic Lockout ... 49
Lockout Bag ... 49
Twist and Secure™ Push Button & E-Stop Covers ... 50
Push Button Lockouts ... 50
Wall Switch Lockouts ... 51
Fuse Blockout Devices ... 51
AC Sensors ... 51


## The Brady Advantage

When it comes to identification, safety and compliance, there's a clear advantage to working with Brady. We put our customers first in everything we do.

Our goal is to give you an unrivalled customer experience. We are relentlessly committed to performance and excellence - in our products, services and people.

Our products and solutions perform in ways that others simply can't match. Our people perform in ways that regularly exceed your expectations, and our focus and discipline work toward solid, long-term performance for our customers.

In short, Brady is the company you trust when performance matters most.

**Learn more about the Brady Advantage at: www.bradyeurope.com**

### Hasps, Kits, Bags, Stations, Tags, Labels and Printers

**Hasps**
Safety Lockout ... 54
Stubby Lockout ... 54
Economy Lockout ... 54
Nylon Lockout Hasp ... 55
Dual Safety Hasps ... 55
Non-Conductive Lockout Hasp ... 55
Labelled Safety Lockout Hasp ... 56
Labelled Group Lockout Hasps ... 56
Blank Safety Lockout Hasp ... 56
Heavy Duty Steel Lockout ... 56

**Lockout Kits**
Ultimate Lockout Kit ... 57
Electrical Lockout Kit ... 58
Valve and Electrical Lockout Kit ... 58
Valve Lockout Kit ... 59
Small Adjustable Lockout Kit ... 59
Lockout Intro Kit ... 59
Gate Valve Lockout Kit ... 60
Mini Lockout Starter Kit ... 60
Personal Padlock Kit ... 60

**Lockout Pouches & Bags**
Lockout Visit Bag ... 61
Lockout Satchel ... 61
Personal Belt Pouch ... 62
Lockout Belt Pouch ... 62
Large Lockout Pouch ... 62
Lockout Duffel Bag ... 62
Lockout Tool Boxes ... 62

**Lockout Stations & Boards**
Industrial Strength Lockout Station ... 63
Lock Boards ... 63
Adjustable Lockout Stations ... 63

**Tagout**
Warning Tags ... 64
Brady Safety Tags ... 65
Photo Tags ... 66
Machine Related Risk Warning Tags ... 66
Brady Custom Tags ... 66
Two-part perforated tags ... 67
Laminat™ Tags ... 68
Blank Utility Tags ... 68
Coloured Nylon Ties ... 68
Tag Holder ... 69
Safety Tag Station ... 69
Magnetic Signs ... 69
Energy Source Labels & Tags ... 70
Sign and Label Printers ... 71

# Go For Zero

"A co-worker dies, and 160 others have a work-related accident, every 15 seconds." (International Labour Organization, 2015)

Workplaces claim more than 2.3 million deaths per year, including 350,000 fatal accidents and close to 2 million life ending work-related diseases.

In addition, 313 million accidents happen on the job every year, 268 million of those resulting in at least 3 days absence from work. ILO estimates the cost of work accidents & professional diseases indemnities and absences to 4% of the world GDP.

Workplace accidents not only impact companies (Figure 1) but also people's lives and the overall health of the available workforce. (Figure 2)

**Figure 1: Economic effects of safety and health at company level.**

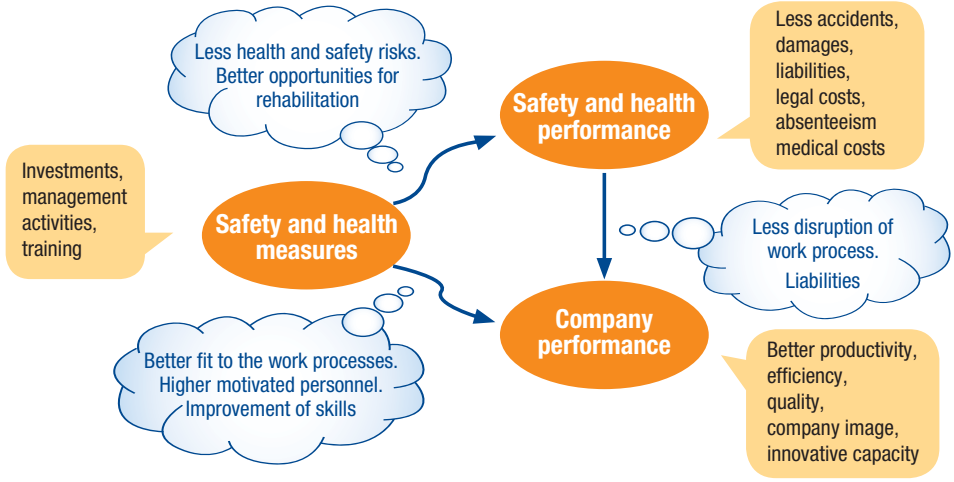


**Figure 2: Work accidents inflict costs on many parties (adapted from Krüger, 1997)**

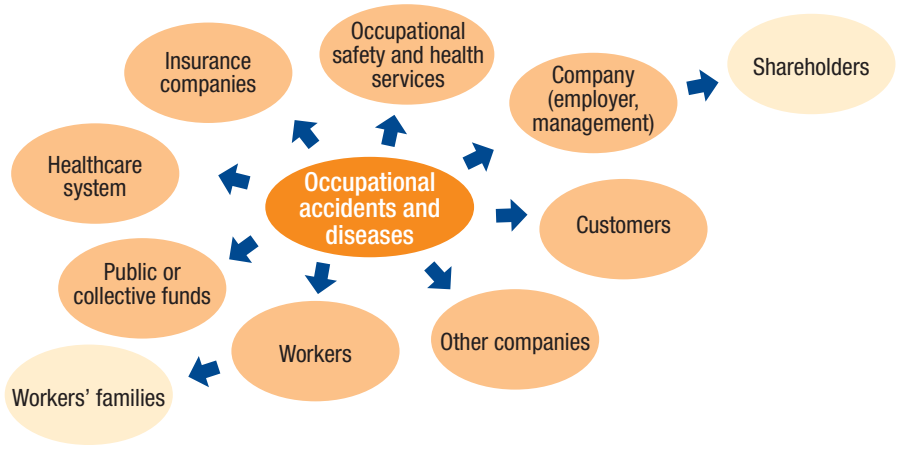


*Source: Inventory of socioeconomic costs of work accidents, Joss Mossnik, Marc de Greef, 2002*

Throughout the world, companies are starting to meet the workplace safety challenge with intensive 'Go for Zero'-strategies, expressing their unwavering ambition to reduce workplace accidents. Brady, a worldwide manufacturer and supplier of Safety Solutions, supports 'Go for Zero'-strategies with a broad range of quality products, including on-site printable safety signage, custom signs, pipe markers, spill control and Lockout/Tagout.

**In this brochure, you can look through our solutions for maintenance related accident prevention. Solutions related to other activities can be found in our other safety solutions brochures.**

# Why and How To Implement a Lockout/Tagout Programme

**Use this reference guide to gain a better understanding of Lockout/Tagout procedures. More in-depth information regarding padlocks, lockout devices and tags can be found throughout the catalogue.**


What is Lockout/Tagout & Why Work With Brady? ..... 6
Lockout/Tagout - Global Best Practice Training Movie ..... 6
Why implement a Lockout/Tagout Programme? ..... 7
Brady's Complete LO/TO Solution ..... 7
Efficient Lockout Programme in 4 Steps ..... 8
Respecting Legal Requirements ..... 10
ATEX Certification ..... 11
Safety Software & Services ..... 12
Effective Control of Hazardous Energy ..... 14
Hazardous Energies where LO/TO is ideal means of control ..... 14

## **What** is Lockout/Tagout?

Lockout / Tagout is a planned safety procedure which involves turning off the energy supply of industrial machinery and equipment whilst maintenance work or repairs are being carried out. This procedure protects workers from the risks posed by live machinery or electricity.

# LO/TO SAVES LIVES!

## Why work with **Brady**?

**Brady is the global leader in Lockout/Tagout solutions.**

Brady was the first to respond to the new OSHA legislation in the U.S. in 1990, and has maintained its position as a leading Lockout solutions provider ever since. Today, Brady offers a comprehensive package for Lockout/Tagout compliance.

Increasing demand for advanced safety solutions in Europe and MEA countries has driven our R&D as well as know-how to become the best-in-class LO/TO complete solution provider.

## Lockout / Tagout - Global Best Practice Training Movie

This instructional programme is designed to inform and train organisational safety leaders, as well as employees who may be exposed to hazardous equipment energies. It will help employers to develop and improve their company's Lockout / Tagout programme. It is also extremely beneficial for all employees who shut down and service equipment, instructing them how to avoid accidents and remain safe on the job.

### Highly comprehensive content

**The product's composition is as follows:**

- The Movie
- A Quick Start Guide
- An Instructor's Guide
- An Employee Quiz

Preview the training movie on:
www.bradyeurope.com/lotomovie

The Employee quiz can be used at the end of the training programme. It allows to test the employee's knowledge after the training session and facilitates a discussion. A padlock "LOTO saves lives" is included in the product box.
All parts are available electronically on a USB key (Quick Start is also available in a hard copy format), and accessible in 10 different languages for EMEA: English, French, German, Dutch, Spanish, Italian, Portuguese, Turkish, Polish and Russian.

Training videos are also available on the Bradyeurope YouTube™ channel.

| Order Reference | Description |
|---|---|
| 833918 | Lockout / Tagout – Global Best Practice Training Movie. Reduce work accidents! |

## **Why implement** a Lockout/Tagout programme?

### Reduced accident rates and injury costs

EU Figures show that 10 to 15% of all fatal accidents at work and 15 to 20% of all accidents are connected with maintenance. Common injuries include fractures, lacerations, amputations, burns and shocks. Due to the serious nature of many LO/TO accidents, injury-related costs can be exorbitant.

### Less downtime, higher productivity

A well-organised LO/TO programme that includes clearly labelled energy sources, easy-to-follow procedures, and readily accessible lockout tools can greatly speed up maintenance and servicing activities. Workers can avoid time-consuming tasks such as tracing pipelines and electrical circuits in order to verify the appropriate energy control points. As a result, maintenance work is completed more efficiently, downtime is reduced and machinery is kept running at peak performance levels.

### Reduced indirect costs

Accidents can have a significant impact on work scheduling and productivity at the affected job site. The unexpected start up of equipment can also cause extensive damage to the machinery itself, adding the expense of equipment repairs and replacement to the total cost involved.

### Best Safety Practice

Lockout / Tagout has become globally recognised as Best Safety Practice for many industries and is a legal requirement in the US.

## Brady's **Complete LO/TO Solution**

Complete attitude to effective energy control via audit, identification of energy points, selection and purchasing of proper devices, elaboration of instructions, training and implementation.

BRADY®
WHEN PERFORMANCE MATTERS MOST™

### BRADY COMPLETE LO/TO SOLUTION

- Site Survey and Safety Consulting
- Energy Control Identification
- Proper LO/TO Devices Selection
- Work Instruction Preparation Assistance
- Staff Training and Awareness Tools

LINK 360™ Software Platform

**Safety Software and Services**
Visualise and Manage your Safety Procedures

# Efficient Lockout Programme in 4 Steps

**Follow the BEST GLOBAL PRACTICE Plan for Creating an Efficient Lockout Programme:**

Audit, policy and procedures → Identification and marking of all energy control points → Proper lockout tools and warning devices → Training and Awareness of New Safety Standard

## 1 Create energy control (LO/TO) policy & procedures

The first step is to develop and document a lockout policy that identifies in detail the purpose and scope of the lockout programme.

We can help you to create a roadmap for the successful LO/TO programme implementation, where you need to execute an audit of all existing potential sources of hazardous energy, create a list, describe procedures and define responsibilities.

### Why do you need lockout procedures

- Procedures serve as a check sheet to help employees avoid mistakes and reduce the risk of accidents and injuries.
- Procedures speed lockout activity, which in turn reduces downtime and improves operational productivity.
- Documented machine-specific energy control procedures are required by OSHA.

**TIP: LO/TO Policy should include:**

- ✓ **Purpose** and scope
- ✓ **Authorised personnel**
- ✓ **Enforcement** policy
- ✓ **Training** methods
- ✓ Address **special circumstances** such as group lockout, shift transfer etc.

## 2 Identify all energy control points

In this step you need to localise and clearly mark all energy control points, including valves, switches, breakers and plugs, with permanently placed labels or tags. Our label makers and Do-It-Yourself Signmarking printing systems together with durable label materials are designed to provide you with reliable and long-lasting identification.

**BBP™31**
SIGN & LABEL PRINTER

**BBP™35**
MULTICOLOUR LABEL PRINTER

**BBP™37**
MULTICOLOUR & CUT LABEL PRINTER

**BBP™85**
LABEL PRINTER



BRADY WHEN PERFORMANCE MATTERS MOST™

# Efficient Lockout Programme in 4 Steps

**Follow the BEST GLOBAL PRACTICE Plan for Creating an Efficient Lockout Programme:**

## 3 Equip authorised employees with the proper lockout tools and warning devices

Brady offers a comprehensive line of LO/TO devices and tools - Padlocks include safety, non-conductive, brass, Lockouts include Valve, Universal and Circuit breakers, Tags, Labels, Lockout Boxes, Padlock Stations and much more!

## 4 Train employees and promote awareness of safe work practices

Brady offers its expertise in training employees and supervisors. We can prepare a fair plan for training sessions, define the required content for a particular audience and train your supervisory staff to be able to perform internal training.

## Keep in mind all the people in your facility, recognise 3 groups with different needs of awareness degree:

| | | | | |
|---|---|---|---|---|
| **Authorised Employee** | ➔ | A person who locks out or tags out machines or equipment in order to perform servicing or maintenance and identifies that equipment have a source(s) of energy that can cause injury to the employee. | ➔ | Requires the most in-depth training about LO/TO. |
| **Affected Employee** | ➔ | An employee whose job requires him/her to operate or use a machine or equipment on which servicing or maintenance is being performed under LO/TO, or whose job requires him/her to work in the area. | ➔ | Needs to be informed about LO/TO and does not attempt to remove lockout devices. |
| **Other Employees** | ➔ | Who may encounter lockout being implemented. | ➔ | Need to know the significance of lockout, and to keep away. |

### Do not forget about different circumstances:

- Shift Changes
- Outside Contractors & Outsourced Maintenance

# Respecting **Legal Requirements**

## EUROPE

The **EU Guidelines 89/655** specify the minimum requirements concerning safety and health while using equipment. Paragraph 2.14 lays down that "every piece of equipment must be fitted with clearly visible devices with which it can be separated from every energy source.

**EN 1037** norm related to the equipment's safety defines the measures regarding the energy isolation of machinery and the power dissipation to prevent hazardous equipment re-energising. It assures a safe and secure intervention within a risk-prone area.

European directive **CEE 89/655** outlines the minimum regulations for the safety and protection of employees when servicing industrial equipment.

## AUSTRIA:

AschG – ArbeitnehmerInnenschutzgesetz – Federal Act on Occupational Health and Safety

AM-VO – Arbeitsmittelverordnung (Ordinance on Work Equipment and Tools) – Regulation of the Federal Ministry of Commerce and Labour on protection of employees while using work equipment paragraph 1, §17 (1)

## FRANCE:

**UTE C18-510** (electrical applications): Lockout of apparatus for service and maintenance to lockout equipment is to carry out the necessary procedures to ensure that the equipment is placed and maintained in a safe position; to prevent its activation and label that the isolated equipment must not be operated. The employer must ensure that all safety procedures are strictly implemented and regularly reviewed by appropriate means. Employees must use all necessary tools to carry out maintenance.

**Best practice document developed by INRS (Institut National de Recherche et de Sécurité) in November 2011: ED 6109**

- Décret 2010-1016 refers to the obligations of the employers for temporary or permanent electrical installations usage
- Labour code (article R4215-10) refers to the identification of the conductors
- Décret 2010-1018 refers to the prevention of electrical risks in work environment, décret 2010-2118 refers to the operations done on electrical installations.
- Labour code (article R 4544-5): the part of the installation on which work (de-energised) is done must be identified and locked.
- Arrêté of April 26, 2012: Every operation on electrical equipment must follow the new norm NF C 18-510. Article 1 says that this norm is now included into the French Code of Labour.

## GERMANY:

The German legislation specifies this requirement in the "Minimum requirements for use of work equipment" (Betriebssicherheitsverordnung (Ordinance on Industrial Safety and Health)), Annex 1. Work equipment controls must be secured against unintentional or unauthorised actuation.

According to the "Minimum requirements for the improvement of the safety and health of workers using work equipment" (Betriebssicherheitsverordnung (Ordinance on Industrial Safety and Health)), Annex 2, modification, maintenance or repair operations can only be carried out when the work equipment is shut down. The work equipment and all its moving parts must be protected against accidental start and movement.

## ITALY:

The Italian legislation (Direttiva 2001/45/CE del Parlamento europeo e del Consiglio del 27 giugno 2001 che modifica la direttiva 89/655/CEE) concerns the minimum safety and health requirements for the use of work equipment by workers at work.



BRADY WHEN PERFORMANCE MATTERS MOST™

# Respecting **Legal Requirements**

**SWITZERLAND:**

- UVG – Federal Law on Accident Insurance
  VUV – Regulation on the Prevention of Accidents and Occupational Diseases
  title 1, chapter 2, paragraph 1, art. 3; title 1, chapter 3, paragraph 2, art. 30, 31
  paragraph 3, art. 37; paragraph 4, art. 43
- EKAS Guideline no. 6512 – Work Equipment

*These regulations clearly stipulate that during maintenance, adjusting or cleaning of the equipment, it has to be in non-operative state and appropriate devices have to be used to ensure that, for example, a machine is not accidentally switched on.*

**SPAIN:**

The Spanish directive (REAL DECRETO 1215/1997, de 18 de julio por el que se establecen las disposiciones mínimas de seguridad y salud para la utilización por los trabajadores de los equipos de trabajo. BOE nº 188 07-08-1997) states the minimum safety and health for workers' use of work equipment.

**UK ONLY: BS7671:2008**

In the UK the Provision of Work Equipment Regulations – Regulation 19 – Isolation from Sources of Energy states: "Every employer shall ensure, that where appropriate, work equipment is provided with suitable means to isolate it from all its sources of energy. Every employer shall take appropriate measures to ensure that reconnection of any energy source to work equipment does not expose any person using the equipment to any risk to his health or safety".

**USA (OSHA - OCCUPATIONAL SAFETY & HEALTH ADMINISTRATION)**

OSHA regulation The Control of Hazardous Energy (Lockout / Tagout) 1910.147 states that it "requires employers to establish a programme and utilise procedures for affixing appropriate lockout devices or tagout devices to energy isolating devices and to otherwise disable machines or equipment to prevent unexpected energisation, start up or release of stored energy in order to prevent injury to employees."

Implemented LOCKOUT/TAGOUT is **the law in some EU countries** and considered to be **best practice in all European countries!**

## ATEX CERTIFICATION

The ATEX directive consists of two EU directives describing what equipment and work environment is necessary to maintain safety in spaces with a potentially explosive atmosphere.

This ATEX directive was published on Saturday 29 March 2014, under the reference : Directive 2014/34/EU of the European Parliament and of the Council of 26 February 2014 on the harmonisation of the laws of the Member States relating to equipment and protective systems intended for use in potentially explosive atmospheres (recast) Text with EEA relevance - Official Journal of the European Union L 96 from 29/03/2014.

Areas classified into zones (0, 1, 2 for gas-vapour-mist and 20, 21, 22 for dust) must be protected from effective sources of ignition. [1] Equipment and protective systems intended to be used in zoned areas must meet the requirements of the directive. Zone 0 and 20 require Category 1 marked equipment, zone 1 and 21 require Category 2 marked equipment and zone 2 and 22 require Category 3 marked equipment. Zone 0 and 20 are the zones with the highest risk of an explosive atmosphere being present.

Equipment in use before July 2003 is allowed to be used indefinitely provided a risk assessment shows it is safe to do so.

The aim of directive 94/9/EC is to allow the free trade of 'ATEX' equipment and protective systems within the EU by removing the need for separate testing and documentation for each member state.

The regulations apply to all equipment intended for use in explosive atmospheres, whether electrical or mechanical, including protective systems. There are two categories of equipment 'I' for mining and 'II' for surface industries. The directive covers a large range of equipment, potentially including equipment used on fixed offshore platforms, in petrochemical plants, mines, flour mills and other areas where a potentially explosive atmosphere may be present.

Several of Brady's lockout devices and padlocks are ATEX certified. Contact your Brady representative to receive more details on those.

## Visualise and Manage your Safety Procedures

One of the biggest challenges in maintaining a safe facility is information management. There are Lockout/Tagout procedures, confined space permits, maintenance schedules and other important documents.
They all need to be regularly updated and reviewed.

For safety and productivity in manufacturing and services workplaces, Brady Safety Services is a resource like no other. We work together with you to develop custom, comprehensive solutions to elevate your visual workplace – for today and for the years ahead.

## Visual Procedures Assistance

Our degreed engagement specialists work with you to determine the scope of the work. They complete an in-depth survey and provide product & procedure recommendations with facility photos to align with regulatory and visual workplace requirements

## Procedure Writing Services

Writing procedures can be time consuming and cumbersome, especially with limited internal resources. This is when Brady's expert team of field engineers can help. Our procedure writing services go beyond helping comply with regulatory requirements.

- Professional evaluation of your needs and equipment requirements.
- Creation of visually instructive procedures specific to your machinery, facility and employee safety requirements.
- Collaboration with your team during the process, helping you understand how to successfully maintain the programme in-house.

New procedures can be inserted into the LINK360™ software to be evaluated and validated by safety professionals in your company before they become official.

## Discover the LINK360™ Software Solution Advantage

LINK360™ Software is the first software to give you a complete view of the activities associated with creating, reviewing and updating visual information.
This software provides an easy way to keep your safety procedures accurate, compliant and sustainable – both in your facility and across multiple locations.

## Discover the LINK360™ Software Modules

Pre-defined templates and the ability to easily add users from any site in your company, create a comprehensive yet easy to use solution to manage your Lockout/Tagout, Reliability and Confined Space activities.

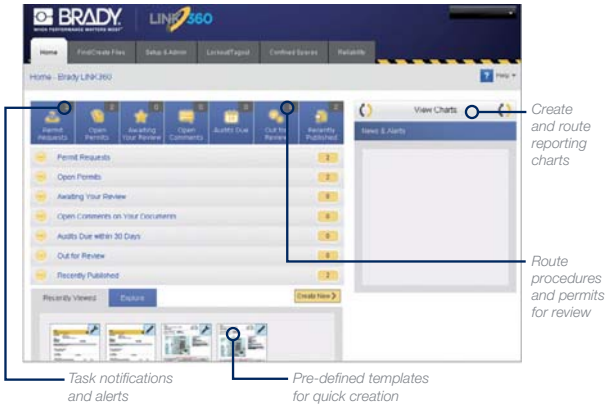


The **Lockout/Tagout Module** focuses on creating and maintaining a safe working environment with tools to help lock out hazardous energy sources. By accessing this module users can:

- Manage Lockout/Tagout programmes to perform maintenance on machinery.
- Create visually instructive safety procedures, tags, and energy source labels for printing.
- Meet regulatory requirements and industry standards on lockout of hazardous energy sources.
- Free mobile app for iOS or Android, mobile phones and tablets.

**Watch the LINK360 introduction on Brady's YouTube™ channel**

The **Reliability Module** provides tools to streamline regular equipment checks. By accessing this module users can:

- Manage the creation of visually instructive maintenance procedures that assist operators, engineers, and technicians in maintaining machine equipment performance levels.
- Control access to who may view, edit, and create templates and procedures.
- Free mobile app for iOS or Android, mobile phones and tablets.

The **Confined Spaces Module** allows users to compile assessments, create permits, and track history for confined space permitting.

- Identify confined space hazards and classify a space as a 'permit required' confined space.
- Entrants are able to fill out permission requests online for approval.
- Permission history is logged for future audits and reporting.

**Download now!**

Download the iOS app or Android app.

iOS Android

LINK360 cloud-based answers the most pressing visual information needs. Faced with the task of handling visual information across multiple locations, companies need a way to take the management of equipment visuals to the next level by closing the loop on scalability and sustainability.

## Discover the LINK360 Benefits

### Achieve compliance and productivity goals

- Quickly and easily correct inaccuracies, while maintaining a safe working environment for employees and an optimal level of equipment protection.
- Eliminate confusing visuals, comprehension, and language translation issues by creating clear, concise, and easy-to-follow signage in minutes.

### Maintain consistency and scalability

- Grant permissions and rights for viewing, editing and creating templates and procedures for standardised use across all locations.
- Stop the use of varying formats, symbols and languages for equipment visuals across the organisation for clear communication.

### Sustain and improve performance levels

- As changes occur with the equipment, keep visuals up-to-date through the use of audit alerts, notifications, and reports.
- Monitor, measure, and improve effectiveness of procedures with ease.

### Secure access to your company's data

- Secured Socket Layer (SSL) encryption is in place for data transmission.
- Set user defined permissions that restrict or allow access to sites, areas, and equipment.

Visit **www.bradyeurope.com/LOTOservices** today to watch the video or to request a demo

## **Effective Control** of Hazardous Energy

To ensure de-energisation and isolation of all potentially hazardous energies that supply production or facility operating equipment, so that the equipment can be safely serviced or maintained.

**Energy Isolating Device** – a mechanical device that, when utilised or activated, physically prevents the transmission or release of energy, including

- a manually operated electrical circuit breaker
- a disconnect switch
- a gate / ball / plug / butterfly shut-off valve

## **Hazardous Energies** where LO/TO is the ideal means of control:

- Electrical
- Mechanical
- Pneumatic
- Hydraulic
- Liquid & Gaseous Chemicals
- Thermal
- Hot surfaces & substances
- Gravitational
- Overhead objects or equipment that may fall & crush
- Other stored energy
- Flywheel stopped mid-motion, residual electrical that needs to be bled

Remember that production, plant or facility equipment commonly have **more than 2 types of energy present.**

# Padlocks

**Brady's high quality padlocks are ideally suited for lockout tagout applications.**

Choose the right padlock for your application ..... 16
Keying Systems & Custom Engraving ..... 18
Standard Safety Padlocks ..... 19
Compact Safety Padlocks ..... 20
Compact Cable Safety Padlocks ..... 21
Safety Security Padlocks ..... 22
Brass Padlocks ..... 22
Full Aluminium Padlocks ..... 23
Compact Aluminium Padlocks ..... 24
Laminated Steel Padlocks ..... 25
Ultimate Security Padlocks ..... 25
Fully Insulated Locks ..... 26
Brass Padlocks with Stainless Steel Shackle ..... 26
Brass Padlocks with Hardened Steel Shackle ..... 26
Combination Padlock ..... 26
Labels and Tags for Padlocks ..... 27
Padlock Lubricant ..... 28
Cable & Chain ..... 28

# Choose the right padlock for your application

| | Compact Safety | Compact Cable Safety | Standard Safety | Full Nylon Safety | Long Body Safety |
|---|---|---|---|---|---|
| Page | 20 | 21 | 19 | 19 | 19 |
| Main application | Electrical<br>Lockout ready equipment | Electrical<br>Lockout ready equipment | Industrial safety | Electrical | Industrial safety |
| Main feature | Compact and lightweight | Compact and lightweight | Non-conductive body | Non-conductive body<br>Non-sparking | Non-conductive body<br>Non-sparking |
| Main benefit | Ideal for small devices, electrical panels and lockout ready equipment | Ideal for small devices, electrical panels and lockout ready equipment | No arc flash risk | No arc flash risk | Bilingual labels |
| Body material | Nylon | Nylon | Nylon | Nylon | Nylon |
| **Shackle [() are only on request]** | | | | | |
| Stainless steel | | | | | |
| Hardened steel | | | 38/(75) | | 38 |
| Nylon | | | | 38 | (38) |
| Aluminium | 25/38/50/75 | | (38/75) | | (38) |
| Brass | | | | | |
| Nylon encased steel | | | | | |
| PVC encased steel cable | | 200/400 | | | |
| Diameter | 4.7 | 4.7 | 6.5 | 6.5 | 6.5 |
| **Colours [() are only on request]** | | | | | |
| Red | • | • | • | • | • |
| Yellow | • | • | • | • | • |
| Black | • | • | • | • | • |
| Blue | • | • | • | • | • |
| Green | • | • | • | • | • |
| Orange | • | • | • | • | • |
| Grey | • | • | • | • | (•) |
| White | • | • | • | • | (•) |
| Brown | • | • | • | • | (•) |
| Purple | • | • | • | • | (•) |
| **Key possibilities** | | | | | |
| KD | • | • | • | • | • |
| KA | • | • | • | • | • |
| MK | • | • | • | • | • |
| GMK | • | • | • | • | • |
| Key chart | • | • | • | • | • |
| # keys for KD | 1 | 1 | 1 | 1 | 1 |
| # keys for KA/MK/GMK | 2 | 2 | 2 | 2 | 2 |
| Key-retaining | • | • | • | • | • |
| # of pins | 5 | 5 | 6 | 6 | 6 |
| **Engraving** | | | | | |
| Front | • | • | • | • | • |
| Back | • | • | • | • | • |
| Side | • | • | | | • |
| Bottom | | | | | |
| Key | • | • | • | • | • |
| **Labels supplied** | EN/FR | EN/FR | EN/FR | EN/FR | EN/FR, EN/ES |
| **Can be combined with** | | | | | |
| Compact Safety | • | • | • | • | • |
| Compact Cable Safety | • | • | • | • | • |
| Standard Safety | • | • | | • | • |
| Full Nylon Safety | • | • | • | | • |
| Long Body Safety | • | • | • | • | |
| Compact Aluminium | • | • | • | • | • |
| Full Aluminium | • | • | • | • | • |
| Safety Security | | | | | |

(x) : size / colour only available on request



BRADY WHEN PERFORMANCE MATTERS MOST™

# Choose the right padlock for your application

| Compact Aluminium | Full Aluminium | Safety Security | Steel | Brass |
|---|---|---|---|---|
| 24 | 23 | 22 | 25 | 22 |
| Outdoor Lockout ready equipment | Outdoor | Solid electrical applications | Severe physical environment | Flammable & explosive environment |
| Compact and lightweight | High temperature resistant | Solid aluminium core with steel shackle, all nylon encased | Body plates individually coated | Brass material |
| Ideal for small devices and lockout ready equipment | High temperature resistant | Best physical strength and insulation against electric shock | Superior rust protection | Spark resistant |
| Aluminium | Aluminium | Nylon encased aluminium | Steel | Brass |
| | | | | |
| | | | | |
| | | | 20/38/51 (75) | |
| | | | | |
| 25/40/50/75 | 25/40/75 | | | |
| | | | | 21 |
| | | 38/75 | | |
| | | | | |
| 4.7 | 6.5 | 6.5 | 7 | 6.5 |
| | | | | |
| • | • | • | • | • |
| • | • | • | • | • |
| • | • | • | • | • |
| • | • | • | • | • |
| • | • | • | • | • |
| • | • | • | • | |
| • | (•) | • | | • |
| | | | • | |
| (•) | (•) | (•) | • | |
| (•) | • | (•) | • | |
| | | | | |
| • | • | • | • | • |
| • | • | • | • | • |
| • | • | • | • | |
| • | • | • | • | |
| • | • | • | • | |
| 1 | 2 | 1 | 1 | 2 |
| 2 | 2 | 1 | 2 | 2 |
| • | (on request) | • (non key-retaining on request) | • | (on request) |
| 5 | 6 | 6 | 5 | 4 |
| | | | | |
| • | • | • | | |
| • | • | • | | |
| • | • | • | | |
| | • | • | • | • |
| • | • | • | • | • |
| | | EN/FR/ES | | |
| | | | | |
| • | • | | | |
| • | • | | | |
| • | • | | | |
| • | • | | | |
| • | • | | | |
| | • | | | |
| • | | | | |

## Key possibilities



### Keyed Different (references in this brochure)

Brady padlocks are supplied “keyed different” when purchased from stock. This means that the key for one lock should not open another. Brady padlocks use 5- or 6-pin cylinders to offer high levels of safety and security. Both cylinders and keys are precision machined to exacting standards. This enables us to offer a greater number of unique keys than other locks with the same number of pins, making it highly unlikely that you will ever receive a duplicate lock. To guarantee that each lock is different, we can chart your locks, ensuring that each Brady padlock you receive is different from the others (contact your Brady distributor for more information).

### Keyed Alike (on request)

When keyed alike, all locks in a set can be opened with the same key. This option is beneficial when multiple locks are assigned to a single employee.

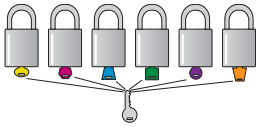

### Master Keyed (on request)

A master key can be used to open multiple locks that are keyed different. This allows supervisors to easily remove a lock in the event of an emergency. In order for employees to retain exclusive control, master keys should be kept in a secure location that is accessible only to management.

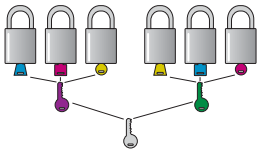

### Grand Master Keyed (on request)

The master key system can be extended to several teams. This way each team has a master key and all the locks of all the teams can be opened by a ‘Grand’ Master Key if necessary.

## Laser Engraving - Customise Your Padlocks

If the locks in your safety system are assigned to a single worker, you might want to imprint that person’s name onto the lock. This way, the locks will not get mixed up between workers and a clear distinction can be made.

You can also write the function of certain locks onto the body or number them if necessary.

We offer to do every kind of engraving on the locks for you so that you receive them just the way you want them to be. If you need more information, just ask us about the different possibilities.

**Information to provide:**

- Area to be printed (front, back, right side, left side…)
- Engraving size:
  - Standard: 4 mm height for standard padlocks, 3 mm height for compact padlocks
  - XL: 6 mm height for standard padlocks, 4 mm height for compact padlocks
- Provide dxf, ai, plt, or eps-files for Logo-engraving

If you need more information, just ask us about the different possibilities.

# Standard Safety Padlocks

With a variety of different shackle sizes, materials and colours!

- Comes standard with hardened steel shackle for enhanced security or with nylon shackle to cut off the electrical current from the shackle to the key
- Aluminium shackle available on request for a significant reduction in weight
- Stainless steel shackle available on request for maximum corrosion resistance
- Available in 10 different colours
- Key retaining system (Key won't release until padlock shackle is correctly closed)
- Optional laser engraving*

Locks are supplied keyed different. 1 key supplied with each padlock.
Custom keying options available.
Supplied with padlock labels in English/French for Standard & Nylon and English/French and English/Spanish for Long Body.

## Standard Safety Padlocks with Hardened Steel Shackle

Consult the technical datasheet LOTO8 on bradyeurope.com/tds

| Order Reference | Colour | Shackle Height (mm) | Shackle Diameter (mm) | Shackle Clearance (mm) | Shackle Width (mm) | Depth (mm) | Height (mm) | Width (mm) | Packaging |
|---|---|---|---|---|---|---|---|---|---|
| 051353 | Black | 38.00 | 6.50 | 20.00 | 33.00 | 19.50 | 86.50 | 38.50 | 6 |
| 051344 | Blue | 38.00 | 6.50 | 20.00 | 33.00 | 19.50 | 86.50 | 38.50 | 6 |
| 813636 | Brown | 38.00 | 6.50 | 20.00 | 33.00 | 19.50 | 86.50 | 38.50 | 6 |
| 051345 | Green | 38.00 | 6.50 | 20.00 | 33.00 | 19.50 | 86.50 | 38.50 | 6 |
| 814113 | Grey | 38.00 | 6.50 | 20.00 | 33.00 | 19.50 | 86.50 | 38.50 | 6 |
| 051347 | Orange | 38.00 | 6.50 | 20.00 | 33.00 | 19.50 | 86.50 | 38.50 | 6 |
| 813637 | Purple | 38.00 | 6.50 | 20.00 | 33.00 | 19.50 | 86.50 | 38.50 | 6 |
| 051339 | Red | 38.00 | 6.50 | 20.00 | 33.00 | 19.50 | 86.50 | 38.50 | 6 |
| 813638 | White | 38.00 | 6.50 | 20.00 | 33.00 | 19.50 | 86.50 | 38.50 | 6 |
| 051346 | Yellow | 38.00 | 6.50 | 20.00 | 33.00 | 19.50 | 86.50 | 38.50 | 6 |

*Optional Engraving on Front & Back

## Standard Safety Padlocks with Nylon Shackle

Consult the technical datasheet LOTO6 on bradyeurope.com/tds

| Order Reference | Colour | Shackle Height (mm) | Shackle Diameter (mm) | Shackle Clearance (mm) | Shackle Width (mm) | Depth (mm) | Height (mm) | Width (mm) | Packaging |
|---|---|---|---|---|---|---|---|---|---|
| 813595 | Black | 38.00 | 6.50 | 20.00 | 33.00 | 19.50 | 86.50 | 38.00 | 6 |
| 813593 | Blue | 38.00 | 6.50 | 20.00 | 33.00 | 19.50 | 86.50 | 38.00 | 6 |
| 813639 | Brown | 38.00 | 6.50 | 20.00 | 33.00 | 19.50 | 86.50 | 38.00 | 6 |
| 813597 | Green | 38.00 | 6.50 | 20.00 | 33.00 | 19.50 | 86.50 | 38.00 | 6 |
| 814154 | Grey | 38.00 | 6.50 | 20.00 | 33.00 | 19.50 | 86.50 | 38.00 | 6 |
| 813598 | Orange | 38.00 | 6.50 | 20.00 | 33.00 | 19.50 | 86.50 | 38.00 | 6 |
| 813640 | Purple | 38.00 | 6.50 | 20.00 | 33.00 | 19.50 | 86.50 | 38.00 | 6 |
| 813594 | Red | 38.00 | 6.50 | 20.00 | 33.00 | 19.50 | 86.50 | 38.00 | 6 |
| 813641 | White | 38.00 | 6.50 | 20.00 | 33.00 | 19.50 | 86.50 | 38.00 | 6 |
| 813596 | Yellow | 38.00 | 6.50 | 20.00 | 33.00 | 19.50 | 86.50 | 38.00 | 6 |

*Optional Engraving on Front & Back

## Long Body Safety Padlocks

| Order Reference | Colour | Shackle Height (mm) | Shackle Diameter (mm) | Shackle Clearance (mm) | Shackle Width (mm) | Depth (mm) | Height (mm) | Width (mm) | Packaging |
|---|---|---|---|---|---|---|---|---|---|
| 834463 | Black | 38.00 | 6.50 | 20.00 | 33.00 | 19.50 | 122.00 | 38.00 | 6 |
| 834462 | Blue | 38.00 | 6.50 | 20.00 | 33.00 | 19.50 | 122.00 | 38.00 | 6 |
| 834466 | Green | 38.00 | 6.50 | 20.00 | 33.00 | 19.50 | 122.00 | 38.00 | 6 |
| 834467 | Orange | 38.00 | 6.50 | 20.00 | 33.00 | 19.50 | 122.00 | 38.00 | 6 |
| 834464 | Red | 38.00 | 6.50 | 20.00 | 33.00 | 19.50 | 122.00 | 38.00 | 6 |
| 834465 | Yellow | 38.00 | 6.50 | 20.00 | 33.00 | 19.50 | 122.00 | 38.00 | 6 |

Long Body version: Violet, Brown, Grey and White colours available upon request for large volumes.
*Optional Engraving on Front, Back & Sides

## Compact Safety Padlocks

Compact & Lightweight padlocks - easy to use for effective energy control!

- Non-conductive nylon body and aluminium shackle
- Minimum weight for padlock is only 40 g
- Key retaining system
- Maximum Operation Temperature 120 °C
- Colour coding allows for easy identification of Lockout teams during maintenance programmes
- Small shackle diameter ideal for lockout ready equipment with 5 mm holes
- Optional Laser Engraving on Front, Back & Sides

Locks are supplied keyed different. 1 key supplied with each padlock.
Custom keying options available. Supplied with Padlock labels in English/French.

Consult the technical datasheet LOT09 on bradyeurope.com/tds

| Order Reference | Colour | Shackle Height (mm) | Shackle Diameter (mm) | Shackle Clearance (mm) | Shackle Width (mm) | Depth (mm) | Height (mm) | Width (mm) | Packaging |
|---|---|---|---|---|---|---|---|---|---|
| **Shackle Height 25 mm** | | | | | | | | | |
| 814115 | Black | 25.00 | 4.70 | 17.00 | 26.00 | 16.00 | 64.00 | 32.00 | 6 |
| 814114 | Blue | 25.00 | 4.70 | 17.00 | 26.00 | 16.00 | 64.00 | 32.00 | 6 |
| 814120 | Brown | 25.00 | 4.70 | 17.00 | 26.00 | 16.00 | 64.00 | 32.00 | 6 |
| 814118 | Green | 25.00 | 4.70 | 17.00 | 26.00 | 16.00 | 64.00 | 32.00 | 6 |
| 814123 | Grey | 25.00 | 4.70 | 17.00 | 26.00 | 16.00 | 64.00 | 32.00 | 6 |
| 814119 | Orange | 25.00 | 4.70 | 17.00 | 26.00 | 16.00 | 64.00 | 32.00 | 6 |
| 814121 | Purple | 25.00 | 4.70 | 17.00 | 26.00 | 16.00 | 64.00 | 32.00 | 6 |
| 814116 | Red | 25.00 | 4.70 | 17.00 | 26.00 | 16.00 | 64.00 | 32.00 | 6 |
| 814122 | White | 25.00 | 4.70 | 17.00 | 26.00 | 16.00 | 64.00 | 32.00 | 6 |
| 814117 | Yellow | 25.00 | 4.70 | 17.00 | 26.00 | 16.00 | 64.00 | 32.00 | 6 |
| **Shackle Height 38 mm** | | | | | | | | | |
| 814125 | Black | 38.00 | 4.70 | 17.00 | 26.00 | 16.00 | 77.00 | 32.00 | 6 |
| 814124 | Blue | 38.00 | 4.70 | 17.00 | 26.00 | 16.00 | 77.00 | 32.00 | 6 |
| 814130 | Brown | 38.00 | 4.70 | 17.00 | 26.00 | 16.00 | 77.00 | 32.00 | 6 |
| 814128 | Green | 38.00 | 4.70 | 17.00 | 26.00 | 16.00 | 77.00 | 32.00 | 6 |
| 814133 | Grey | 38.00 | 4.70 | 17.00 | 26.00 | 16.00 | 77.00 | 32.00 | 6 |
| 814129 | Orange | 38.00 | 4.70 | 17.00 | 26.00 | 16.00 | 77.00 | 32.00 | 6 |
| 814131 | Purple | 38.00 | 4.70 | 17.00 | 26.00 | 16.00 | 77.00 | 32.00 | 6 |
| 814126 | Red | 38.00 | 4.70 | 17.00 | 26.00 | 16.00 | 77.00 | 32.00 | 6 |
| 814132 | White | 38.00 | 4.70 | 17.00 | 26.00 | 16.00 | 77.00 | 32.00 | 6 |
| 814127 | Yellow | 38.00 | 4.70 | 17.00 | 26.00 | 16.00 | 77.00 | 32.00 | 6 |
| **Shackle Height 50 mm** | | | | | | | | | |
| 814135 | Black | 50.00 | 4.70 | 17.00 | 26.00 | 16.00 | 99.00 | 32.00 | 6 |
| 814134 | Blue | 50.00 | 4.70 | 17.00 | 26.00 | 16.00 | 99.00 | 32.00 | 6 |
| 814140 | Brown | 50.00 | 4.70 | 17.00 | 26.00 | 16.00 | 99.00 | 32.00 | 6 |
| 814138 | Green | 50.00 | 4.70 | 17.00 | 26.00 | 16.00 | 99.00 | 32.00 | 6 |
| 814143 | Grey | 50.00 | 4.70 | 17.00 | 26.00 | 16.00 | 99.00 | 32.00 | 6 |
| 814139 | Orange | 50.00 | 4.70 | 17.00 | 26.00 | 16.00 | 99.00 | 32.00 | 6 |
| 814141 | Purple | 50.00 | 4.70 | 17.00 | 26.00 | 16.00 | 99.00 | 32.00 | 6 |
| 814136 | Red | 50.00 | 4.70 | 17.00 | 26.00 | 16.00 | 99.00 | 32.00 | 6 |
| 814142 | White | 50.00 | 4.70 | 17.00 | 26.00 | 16.00 | 99.00 | 32.00 | 6 |
| 814137 | Yellow | 50.00 | 4.70 | 17.00 | 26.00 | 16.00 | 99.00 | 32.00 | 6 |
| **Shackle Height 75 mm** | | | | | | | | | |
| 814145 | Black | 75.00 | 4.70 | 17.00 | 26.00 | 16.00 | 114.00 | 32.00 | 6 |
| 814144 | Blue | 75.00 | 4.70 | 17.00 | 26.00 | 16.00 | 114.00 | 32.00 | 6 |
| 814150 | Brown | 75.00 | 4.70 | 17.00 | 26.00 | 16.00 | 114.00 | 32.00 | 6 |
| 814148 | Green | 75.00 | 4.70 | 17.00 | 26.00 | 16.00 | 114.00 | 32.00 | 6 |
| 814153 | Grey | 75.00 | 4.70 | 17.00 | 26.00 | 16.00 | 114.00 | 32.00 | 6 |
| 814149 | Orange | 75.00 | 4.70 | 17.00 | 26.00 | 16.00 | 114.00 | 32.00 | 6 |
| 814151 | Purple | 75.00 | 4.70 | 17.00 | 26.00 | 16.00 | 114.00 | 32.00 | 6 |
| 814146 | Red | 75.00 | 4.70 | 17.00 | 26.00 | 16.00 | 114.00 | 32.00 | 6 |
| 814152 | White | 75.00 | 4.70 | 17.00 | 26.00 | 16.00 | 114.00 | 32.00 | 6 |
| 814147 | Yellow | 75.00 | 4.70 | 17.00 | 26.00 | 16.00 | 114.00 | 32.00 | 6 |


BRADY WHEN PERFORMANCE MATTERS MOST™

# Compact Cable Safety Padlocks

## Compact & Lightweight padlocks - easy to use for effective energy control!

- Non-conductive nylon body and PVC encased steel cable
- Minimum weight for padlock is only 40 g
- Key retaining system
- Maximum Operation Temperature 120 °C
- Small cable diameter ideal for lockout ready equipment with 5 mm holes close to each other
- Optional Laser Engraving on Front, Back & Sides

**Locks are supplied keyed different or keyed alike. 1 key supplied with each padlock.**
**Custom keying options available. Supplied with Padlock labels in English/French.**

| Order Reference | Colour | Shackle Height (mm) | Shackle Diameter (mm) | Shackle Clearance (mm) | Shackle Width (mm) | Depth (mm) | Width (mm) | Packaging |
|---|---|---|---|---|---|---|---|---|
| **Cable length 200 mm** | | | | | | | | |
| **KA (Keyed alike)** | | | | | | | | |
| 146128 | Red | 106.68 | 4.70 | 17.00 | 26.00 | 16.00 | 32.00 | 6 |
| 146129 | Yellow | 106.68 | 4.70 | 17.00 | 26.00 | 16.00 | 32.00 | 6 |
| 146130 | Blue | 106.68 | 4.70 | 17.00 | 26.00 | 16.00 | 32.00 | 6 |
| 146131 | Green | 106.68 | 4.70 | 17.00 | 26.00 | 16.00 | 32.00 | 6 |
| 195946 | Black | 106.68 | 4.70 | 17.00 | 26.00 | 16.00 | 32.00 | 6 |
| 195947 | Brown | 106.68 | 4.70 | 17.00 | 26.00 | 16.00 | 32.00 | 6 |
| 195948 | Grey | 106.68 | 4.70 | 17.00 | 26.00 | 16.00 | 32.00 | 6 |
| 195949 | Orange | 106.68 | 4.70 | 17.00 | 26.00 | 16.00 | 32.00 | 6 |
| 195950 | Purple | 106.68 | 4.70 | 17.00 | 26.00 | 16.00 | 32.00 | 6 |
| 195951 | White | 106.68 | 4.70 | 17.00 | 26.00 | 16.00 | 32.00 | 6 |
| **KD (Keyed different)** | | | | | | | | |
| 146120 | Red | 106.68 | 4.70 | 17.00 | 26.00 | 16.00 | 32.00 | 1 |
| 146121 | Yellow | 106.68 | 4.70 | 17.00 | 26.00 | 16.00 | 32.00 | 1 |
| 146122 | Blue | 106.68 | 4.70 | 17.00 | 26.00 | 16.00 | 32.00 | 1 |
| 146123 | Green | 106.68 | 4.70 | 17.00 | 26.00 | 16.00 | 32.00 | 1 |
| 195934 | Black | 106.68 | 4.70 | 17.00 | 26.00 | 16.00 | 32.00 | 1 |
| 195935 | Brown | 106.68 | 4.70 | 17.00 | 26.00 | 16.00 | 32.00 | 1 |
| 195936 | Grey | 106.68 | 4.70 | 17.00 | 26.00 | 16.00 | 32.00 | 1 |
| 195937 | Orange | 106.68 | 4.70 | 17.00 | 26.00 | 16.00 | 32.00 | 1 |
| 195938 | Purple | 106.68 | 4.70 | 17.00 | 26.00 | 16.00 | 32.00 | 1 |
| 195939 | White | 106.68 | 4.70 | 17.00 | 26.00 | 16.00 | 32.00 | 1 |
| 195972 | Red | 106.68 | 4.70 | 17.00 | 26.00 | 16.00 | 32.00 | 6 |
| 195973 | Yellow | 106.68 | 4.70 | 17.00 | 26.00 | 16.00 | 32.00 | 6 |
| 195974 | Blue | 106.68 | 4.70 | 17.00 | 26.00 | 16.00 | 32.00 | 6 |
| 195975 | Green | 106.68 | 4.70 | 17.00 | 26.00 | 16.00 | 32.00 | 6 |
| 195980 | Black | 106.68 | 4.70 | 17.00 | 26.00 | 16.00 | 32.00 | 6 |
| 195981 | Brown | 106.68 | 4.70 | 17.00 | 26.00 | 16.00 | 32.00 | 6 |
| 195982 | Grey | 106.68 | 4.70 | 17.00 | 26.00 | 16.00 | 32.00 | 6 |
| 195983 | Orange | 106.68 | 4.70 | 17.00 | 26.00 | 16.00 | 32.00 | 6 |
| 195984 | Purple | 106.68 | 4.70 | 17.00 | 26.00 | 16.00 | 32.00 | 6 |
| 195985 | White | 106.68 | 4.70 | 17.00 | 26.00 | 16.00 | 32.00 | 6 |
| **Cable length 400 mm** | | | | | | | | |
| **KA (Keyed alike)** | | | | | | | | |
| 146132 | Red | 203.20 | 4.70 | 17.00 | 26.00 | 16.00 | 32.00 | 6 |
| 146133 | Yellow | 203.20 | 4.70 | 17.00 | 26.00 | 16.00 | 32.00 | 6 |
| 146134 | Blue | 203.20 | 4.70 | 17.00 | 26.00 | 16.00 | 32.00 | 6 |
| 146135 | Green | 203.20 | 4.70 | 17.00 | 26.00 | 16.00 | 32.00 | 6 |
| 195952 | Black | 203.20 | 4.70 | 17.00 | 26.00 | 16.00 | 32.00 | 6 |
| 195953 | Brown | 203.20 | 4.70 | 17.00 | 26.00 | 16.00 | 32.00 | 6 |
| 195954 | Grey | 203.20 | 4.70 | 17.00 | 26.00 | 16.00 | 32.00 | 6 |
| 195955 | Orange | 203.20 | 4.70 | 17.00 | 26.00 | 16.00 | 32.00 | 6 |
| 195956 | Purple | 203.20 | 4.70 | 17.00 | 26.00 | 16.00 | 32.00 | 6 |
| 195957 | White | 203.20 | 4.70 | 17.00 | 26.00 | 16.00 | 32.00 | 6 |
| **KD (Keyed different)** | | | | | | | | |
| 146124 | Red | 203.20 | 4.70 | 17.00 | 26.00 | 16.00 | 32.00 | 1 |
| 146125 | Yellow | 203.20 | 4.70 | 17.00 | 26.00 | 16.00 | 32.00 | 1 |
| 146126 | Blue | 203.20 | 4.70 | 17.00 | 26.00 | 16.00 | 32.00 | 1 |
| 146127 | Green | 203.20 | 4.70 | 17.00 | 26.00 | 16.00 | 32.00 | 1 |
| 195940 | Black | 203.20 | 4.70 | 17.00 | 26.00 | 16.00 | 32.00 | 1 |
| 195941 | Brown | 203.20 | 4.70 | 17.00 | 26.00 | 16.00 | 32.00 | 1 |
| 195942 | Grey | 203.20 | 4.70 | 17.00 | 26.00 | 16.00 | 32.00 | 1 |
| 195943 | Orange | 203.20 | 4.70 | 17.00 | 26.00 | 16.00 | 32.00 | 1 |
| 195944 | Purple | 203.20 | 4.70 | 17.00 | 26.00 | 16.00 | 32.00 | 1 |
| 195945 | White | 203.20 | 4.70 | 17.00 | 26.00 | 16.00 | 32.00 | 1 |
| 195976 | Red | 203.20 | 4.70 | 17.00 | 26.00 | 16.00 | 32.00 | 6 |
| 195977 | Yellow | 203.20 | 4.70 | 17.00 | 26.00 | 16.00 | 32.00 | 6 |
| 195978 | Blue | 203.20 | 4.70 | 17.00 | 26.00 | 16.00 | 32.00 | 6 |
| 195979 | Green | 203.20 | 4.70 | 17.00 | 26.00 | 16.00 | 32.00 | 6 |
| 195986 | Black | 203.20 | 4.70 | 17.00 | 26.00 | 16.00 | 32.00 | 6 |
| 195987 | Brown | 203.20 | 4.70 | 17.00 | 26.00 | 16.00 | 32.00 | 6 |
| 195988 | Grey | 203.20 | 4.70 | 17.00 | 26.00 | 16.00 | 32.00 | 6 |
| 195989 | Orange | 203.20 | 4.70 | 17.00 | 26.00 | 16.00 | 32.00 | 6 |
| 195990 | Purple | 203.20 | 4.70 | 17.00 | 26.00 | 16.00 | 32.00 | 6 |
| 195991 | White | 203.20 | 4.70 | 17.00 | 26.00 | 16.00 | 32.00 | 6 |

## Safety Security Padlocks

### Nylon encased aluminium padlock

- Solid aluminium core with steel shackle for best physical strength
- Body and shackle insulated against electric shock
- NANO PROTECT™ shackle for superior corrosion resistance
- Intrinsically safe
- Automatic locking for user convenience
- Compact and lightweight
- High precision 6-pin cylinder for better tamper-resistance
- Long Body version available (bilingual labelling)
- Key retaining system (Key won't release until padlock shackle is correctly closed, non-key retaining available upon request)
- Optional Engraving on Front, Back & Sides

**Locks are supplied keyed different. 1 key supplied with each padlock.**
**Custom keying options available.**
**Supplied with Padlock labels in English/French/Spanish.**

Consult the technical datasheet LOTO73 on bradyeurope.com/tds

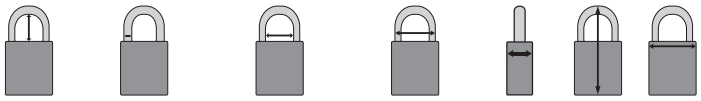

| Order Reference | Colour | Shackle Height (mm) | Shackle Diameter (mm) | Shackle Clearance (mm) | Shackle Width (mm) | Depth (mm) | Height (mm) | Width (mm) | Packaging |
|---|---|---|---|---|---|---|---|---|---|
| **Shackle Height 38 mm** | | | | | | | | | |
| 834469 | Black | 38.00 | 6.50 | 20.00 | 33.00 | 20.00 | 90.00 | 40.00 | 6 |
| 834468 | Blue | 38.00 | 6.50 | 20.00 | 33.00 | 20.00 | 90.00 | 40.00 | 6 |
| 834472 | Green | 38.00 | 6.50 | 20.00 | 33.00 | 20.00 | 90.00 | 40.00 | 6 |
| 834473 | Orange | 38.00 | 6.50 | 20.00 | 33.00 | 20.00 | 90.00 | 40.00 | 6 |
| 834470 | Red | 38.00 | 6.50 | 20.00 | 33.00 | 20.00 | 90.00 | 40.00 | 6 |
| 834471 | Yellow | 38.00 | 6.50 | 20.00 | 33.00 | 20.00 | 90.00 | 40.00 | 6 |
| **Shackle Height 75 mm** | | | | | | | | | |
| 834475 | Black | 75.00 | 6.50 | 20.00 | 33.00 | 20.00 | 127.00 | 40.00 | 6 |
| 834474 | Blue | 75.00 | 6.50 | 20.00 | 33.00 | 20.00 | 127.00 | 40.00 | 6 |
| 834478 | Green | 75.00 | 6.50 | 20.00 | 33.00 | 20.00 | 127.00 | 40.00 | 6 |
| 834479 | Orange | 75.00 | 6.50 | 20.00 | 33.00 | 20.00 | 127.00 | 40.00 | 6 |
| 834476 | Red | 75.00 | 6.50 | 20.00 | 33.00 | 20.00 | 127.00 | 40.00 | 6 |
| 834477 | Yellow | 75.00 | 6.50 | 20.00 | 33.00 | 20.00 | 127.00 | 40.00 | 6 |

Purple, Brown and Grey colours available upon request for large volumes.

## Brass Padlocks

### Locks that will never rust

- Solid brass body and shackle
- Spark resistant ideal for use in flammable environments
- Corrosion resistant
- 6-pin cylinder offers more unique key cuts, better tamper-resistance
- Locks protected by coloured vinyl sheaths
- Non-key retaining, key retaining upon request (Key won't release until padlock shackle is correctly closed)
- Optional Engraving on Bottom & Key

**Locks are supplied keyed different. Two keys supplied with each padlock.**
**Custom keying options available.**

Consult the technical datasheet LOTO13 on bradyeurope.com/tds

| Order Reference | Colour | Shackle Height (mm) | Shackle Diameter (mm) | Shackle Clearance (mm) | Shackle Width (mm) | Depth (mm) | Height (mm) | Width (mm) | Packaging |
|---|---|---|---|---|---|---|---|---|---|
| 051359 | Black | 21.00 | 6.50 | 20.50 | 33.50 | 17.00 | 60.00 | 43.00 | 12 |
| 051355 | Blue | 21.00 | 6.50 | 20.50 | 33.50 | 17.00 | 60.00 | 43.00 | 12 |
| 051356 | Green | 21.00 | 6.50 | 20.50 | 33.50 | 17.00 | 60.00 | 43.00 | 12 |
| 051358 | Grey | 21.00 | 6.50 | 20.50 | 33.50 | 17.00 | 60.00 | 43.00 | 12 |
| 051354 | Red | 21.00 | 6.50 | 20.50 | 33.50 | 17.00 | 60.00 | 43.00 | 12 |
| 051357 | Yellow | 21.00 | 6.50 | 20.50 | 33.50 | 17.00 | 60.00 | 43.00 | 12 |

## Full Aluminium Padlocks

- Solid anodised aluminium body
- Supplied with aluminium shackle
- Hardened steel or stainless steel shackle available on request
- Corrosion resistance
- Optional Engraving on Front, Back, Side, Bottom & Key
- Lock labels sold separately. See page 27
- Non-key retaining, key retaining upon request
  (Key won't release until padlock shackle is correctly closed)

**Padlocks are supplied keyed different.**
**2 keys supplied with each lock, NOT key retaining.**
**Custom keying and charting is available.**

Consult the technical datasheet LOTO10 on bradyeurope.com/tds

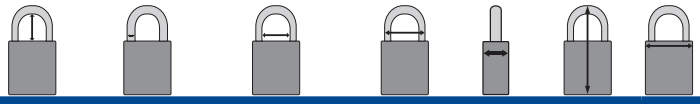

| Order Reference | Colour | Shackle Height (mm) | Shackle Diameter (mm) | Shackle Clearance (mm) | Shackle Width (mm) | Depth (mm) | Height (mm) | Width (mm) | Packaging |
|---|---|---|---|---|---|---|---|---|---|
| **Shackle Height 25 mm** | | | | | | | | | |
| 814067 | Black | 25.00 | 6.50 | 20.00 | 31.50 | 19.00 | 73.00 | 40.00 | 6 |
| 814065 | Blue | 25.00 | 6.50 | 20.00 | 31.50 | 19.00 | 73.00 | 40.00 | 6 |
| 830939 | Brown | 25.00 | 6.50 | 20.00 | 31.50 | 19.00 | 73.00 | 40.00 | 6 |
| 814069 | Green | 25.00 | 6.50 | 20.00 | 31.50 | 19.00 | 73.00 | 40.00 | 6 |
| 830936 | Grey | 25.00 | 6.50 | 20.00 | 31.50 | 19.00 | 73.00 | 40.00 | 6 |
| 814070 | Orange | 25.00 | 6.50 | 20.00 | 31.50 | 19.00 | 73.00 | 40.00 | 6 |
| 814071 | Purple | 25.00 | 6.50 | 20.00 | 31.50 | 19.00 | 73.00 | 40.00 | 6 |
| 814066 | Red | 25.00 | 6.50 | 20.00 | 31.50 | 19.00 | 73.00 | 40.00 | 6 |
| 814068 | Yellow | 25.00 | 6.50 | 20.00 | 31.50 | 19.00 | 73.00 | 40.00 | 6 |
| **Shackle Height 40 mm** | | | | | | | | | |
| 814074 | Black | 40.00 | 6.50 | 20.00 | 31.50 | 19.00 | 89.00 | 40.00 | 6 |
| 814072 | Blue | 40.00 | 6.50 | 20.00 | 31.50 | 19.00 | 89.00 | 40.00 | 6 |
| 830940 | Brown | 40.00 | 6.50 | 20.00 | 31.50 | 19.00 | 89.00 | 40.00 | 6 |
| 814076 | Green | 40.00 | 6.50 | 20.00 | 31.50 | 19.00 | 89.00 | 40.00 | 6 |
| 830937 | Grey | 40.00 | 6.50 | 20.00 | 31.50 | 19.00 | 89.00 | 40.00 | 6 |
| 814077 | Orange | 40.00 | 6.50 | 20.00 | 31.50 | 19.00 | 89.00 | 40.00 | 6 |
| 814078 | Purple | 40.00 | 6.50 | 20.00 | 31.50 | 19.00 | 89.00 | 40.00 | 6 |
| 814073 | Red | 40.00 | 6.50 | 20.00 | 31.50 | 19.00 | 89.00 | 40.00 | 6 |
| 814075 | Yellow | 40.00 | 6.50 | 20.00 | 31.50 | 19.00 | 89.00 | 40.00 | 6 |
| **Shackle Height 75 mm** | | | | | | | | | |
| 814081 | Black | 75.00 | 6.50 | 20.00 | 31.50 | 19.00 | 119.00 | 40.00 | 6 |
| 814079 | Blue | 75.00 | 6.50 | 20.00 | 31.50 | 19.00 | 119.00 | 40.00 | 6 |
| 830941 | Brown | 75.00 | 6.50 | 20.00 | 31.50 | 19.00 | 119.00 | 40.00 | 6 |
| 814083 | Green | 75.00 | 6.50 | 20.00 | 31.50 | 19.00 | 119.00 | 40.00 | 6 |
| 830938 | Grey | 75.00 | 6.50 | 20.00 | 31.50 | 19.00 | 119.00 | 40.00 | 6 |
| 814084 | Orange | 75.00 | 6.50 | 20.00 | 31.50 | 19.00 | 119.00 | 40.00 | 6 |
| 814085 | Purple | 75.00 | 6.50 | 20.00 | 31.50 | 19.00 | 119.00 | 40.00 | 6 |
| 814080 | Red | 75.00 | 6.50 | 20.00 | 31.50 | 19.00 | 119.00 | 40.00 | 6 |
| 814082 | Yellow | 75.00 | 6.50 | 20.00 | 31.50 | 19.00 | 119.00 | 40.00 | 6 |

**Visit our YouTube™ channel for a range of available training videos.**

## Compact Aluminium Padlocks

- Solid anodised aluminium body
- Supplied with aluminium shackle
- Corrosion resistance
- Optional Engraving on Front, Back & Sides
- Key retaining system (Key won't release until padlock shackle is correctly closed)

**Padlocks are supplied keyed different. 1 key supplied with each lock.**
**Custom keying and charting is available.**

| Order Reference | Colour | Shackle Height (mm) | Shackle Diameter (mm) | Shackle Clearance (mm) | Shackle Width (mm) | Depth (mm) | Height (mm) | Width (mm) | Packaging |
|---|---|---|---|---|---|---|---|---|---|
| **Shackle Height 25 mm** | | | | | | | | | |
| 834857 | Black | 25.00 | 4.70 | 17.00 | 26.00 | 19.00 | 64.00 | 32.00 | 6 |
| 834856 | Blue | 25.00 | 4.70 | 17.00 | 26.00 | 19.00 | 64.00 | 32.00 | 6 |
| 834860 | Green | 25.00 | 4.70 | 17.00 | 26.00 | 19.00 | 64.00 | 32.00 | 6 |
| 834861 | Orange | 25.00 | 4.70 | 17.00 | 26.00 | 19.00 | 64.00 | 32.00 | 6 |
| 834858 | Red | 25.00 | 4.70 | 17.00 | 26.00 | 19.00 | 64.00 | 32.00 | 6 |
| 834859 | Yellow | 25.00 | 4.70 | 17.00 | 26.00 | 19.00 | 64.00 | 32.00 | 6 |
| **Shackle Height 40 mm** | | | | | | | | | |
| 834863 | Black | 40.00 | 4.70 | 17.00 | 26.00 | 19.00 | 89.00 | 32.00 | 6 |
| 834862 | Blue | 40.00 | 4.70 | 17.00 | 26.00 | 19.00 | 89.00 | 32.00 | 6 |
| 834866 | Green | 40.00 | 4.70 | 17.00 | 26.00 | 19.00 | 89.00 | 32.00 | 6 |
| 834867 | Orange | 40.00 | 4.70 | 17.00 | 26.00 | 19.00 | 89.00 | 32.00 | 6 |
| 834864 | Red | 40.00 | 4.70 | 17.00 | 26.00 | 19.00 | 89.00 | 32.00 | 6 |
| 834865 | Yellow | 40.00 | 4.70 | 17.00 | 26.00 | 19.00 | 89.00 | 32.00 | 6 |
| **Shackle Height 50 mm** | | | | | | | | | |
| 834869 | Black | 50.00 | 4.70 | 17.00 | 26.00 | 19.00 | 99.00 | 32.00 | 6 |
| 834868 | Blue | 50.00 | 4.70 | 17.00 | 26.00 | 19.00 | 99.00 | 32.00 | 6 |
| 834872 | Green | 50.00 | 4.70 | 17.00 | 26.00 | 19.00 | 99.00 | 32.00 | 6 |
| 834873 | Orange | 50.00 | 4.70 | 17.00 | 26.00 | 19.00 | 99.00 | 32.00 | 6 |
| 834870 | Red | 50.00 | 4.70 | 17.00 | 26.00 | 19.00 | 99.00 | 32.00 | 6 |
| 834871 | Yellow | 50.00 | 4.70 | 17.00 | 26.00 | 19.00 | 99.00 | 32.00 | 6 |
| **Shackle Height 75 mm** | | | | | | | | | |
| 834875 | Black | 75.00 | 4.70 | 17.00 | 26.00 | 19.00 | 119.00 | 32.00 | 6 |
| 834874 | Blue | 75.00 | 4.70 | 17.00 | 26.00 | 19.00 | 119.00 | 32.00 | 6 |
| 834878 | Green | 75.00 | 4.70 | 17.00 | 26.00 | 19.00 | 119.00 | 32.00 | 6 |
| 834879 | Orange | 75.00 | 4.70 | 17.00 | 26.00 | 19.00 | 119.00 | 32.00 | 6 |
| 834876 | Red | 75.00 | 4.70 | 17.00 | 26.00 | 19.00 | 119.00 | 32.00 | 6 |
| 834877 | Yellow | 75.00 | 4.70 | 17.00 | 26.00 | 19.00 | 119.00 | 32.00 | 6 |

Violet, Brown and Silver colours available upon request for large volumes.


BRADY WHEN PERFORMANCE MATTERS MOST™

## Laminated Steel Padlocks

Reinforced laminated steel withstands severe physical abuse and hardened steel shackle is difficult to cut.

- Body plates individually coated for superior rust protection
- 5-pin cylinder offers more unique key cuts, better tamper-resistance than conventional 4-pin locks
- Coloured bumpers supplied for identification and protection
- Key retaining system (Key won't release until padlock shackle is closed)
- Optional Engraving on Bottom & Key
- Lock labels sold separately. See page 27

**Padlocks are supplied keyed different. 1 key supplied with each lock.**
**Custom keying and charting is available.**

Consult the technical datasheet LOTO11 on bradyeurope.com/tds

| Order Reference | Colour | Shackle Height (mm) | Shackle Diameter (mm) | Shackle Clearance (mm) | Shackle Width (mm) | Depth (mm) | Height (mm) | Width (mm) | Packaging |
|---|---|---|---|---|---|---|---|---|---|
| **Shackle Height 20 mm** | | | | | | | | | |
| 814087 | Black | 20.00 | 7.00 | 18.50 | 32.50 | 23.00 | 58.00 | 44.00 | 6 |
| 814086 | Blue | 20.00 | 7.00 | 18.50 | 32.50 | 23.00 | 58.00 | 44.00 | 6 |
| 814092 | Brown | 20.00 | 7.00 | 18.50 | 32.50 | 23.00 | 58.00 | 44.00 | 6 |
| 814090 | Green | 20.00 | 7.00 | 18.50 | 32.50 | 23.00 | 58.00 | 44.00 | 6 |
| 814091 | Orange | 20.00 | 7.00 | 18.50 | 32.50 | 23.00 | 58.00 | 44.00 | 6 |
| 814093 | Purple | 20.00 | 7.00 | 18.50 | 32.50 | 23.00 | 58.00 | 44.00 | 6 |
| 814088 | Red | 20.00 | 7.00 | 18.50 | 32.50 | 23.00 | 58.00 | 44.00 | 6 |
| 814094 | White | 20.00 | 7.00 | 18.50 | 32.50 | 23.00 | 58.00 | 44.00 | 6 |
| 814089 | Yellow | 20.00 | 7.00 | 18.50 | 32.50 | 23.00 | 58.00 | 44.00 | 6 |
| **Shackle Height 38 mm** | | | | | | | | | |
| 814096 | Black | 38.00 | 7.00 | 18.50 | 32.50 | 23.00 | 77.00 | 44.00 | 6 |
| 814095 | Blue | 38.00 | 7.00 | 18.50 | 32.50 | 23.00 | 77.00 | 44.00 | 6 |
| 814101 | Brown | 38.00 | 7.00 | 18.50 | 32.00 | 23.00 | 77.00 | 44.00 | 6 |
| 814099 | Green | 38.00 | 7.00 | 18.50 | 32.00 | 23.00 | 77.00 | 44.00 | 6 |
| 814100 | Orange | 38.00 | 7.00 | 18.50 | 32.00 | 23.00 | 77.00 | 44.00 | 6 |
| 814102 | Purple | 38.00 | 7.00 | 18.50 | 32.00 | 23.00 | 77.00 | 44.00 | 6 |
| 814097 | Red | 38.00 | 7.00 | 18.50 | 32.50 | 23.00 | 77.00 | 44.00 | 6 |
| 814103 | White | 38.00 | 7.00 | 18.50 | 32.00 | 23.00 | 77.00 | 44.00 | 6 |
| 814098 | Yellow | 38.00 | 7.00 | 18.50 | 32.50 | 23.00 | 77.00 | 44.00 | 6 |
| **Shackle Height 51 mm** | | | | | | | | | |
| 814105 | Black | 51.00 | 7.00 | 18.50 | 32.00 | 23.00 | 90.00 | 44.00 | 6 |
| 814104 | Blue | 51.00 | 7.00 | 18.50 | 32.00 | 23.00 | 90.00 | 44.00 | 6 |
| 814110 | Brown | 51.00 | 7.00 | 18.50 | 32.00 | 23.00 | 90.00 | 44.00 | 6 |
| 814108 | Green | 51.00 | 7.00 | 18.50 | 32.00 | 23.00 | 90.00 | 44.00 | 6 |
| 814109 | Orange | 51.00 | 7.00 | 18.50 | 32.00 | 23.00 | 90.00 | 44.00 | 6 |
| 814111 | Purple | 51.00 | 7.00 | 18.50 | 32.00 | 23.00 | 90.00 | 44.00 | 6 |
| 814106 | Red | 51.00 | 7.00 | 18.50 | 32.00 | 23.00 | 90.00 | 44.00 | 6 |
| 814112 | White | 51.00 | 7.00 | 18.50 | 32.00 | 23.00 | 90.00 | 44.00 | 6 |
| 814107 | Yellow | 51.00 | 7.00 | 18.50 | 32.00 | 23.00 | 90.00 | 44.00 | 6 |

## Ultimate Security Padlocks

- Shackle and body made of highest standard hardened alloy steel
- Abus-Plus 7 pin disk cylinder for ultimate protection against manipulation and key interchanges
- Optional Engraving on Bottom & Key

**Padlocks are supplied keyed different. 2 keys supplied with each lock.**
**Custom keying and charting is available.**

| Order Reference | Colour | Shackle Height (mm) | Shackle Diameter (mm) | Shackle Clearance (mm) | Shackle Width (mm) | Depth (mm) | Height (mm) | Width (mm) | Packaging |
|---|---|---|---|---|---|---|---|---|---|
| 805837 | Black | 26.00 | 11.00 | 27.50 | 49.50 | 31.00 | 85.00 | 63.00 | 2 |
| 805838 | Black | 50.00 | 11.00 | 27.50 | 49.50 | 31.00 | 109.00 | 63.00 | 2 |
| 805839 | Black | 75.00 | 11.00 | 27.50 | 49.50 | 31.00 | 134.00 | 63.00 | 1 |

## Fully Insulated Locks

Body and shackle fully insulated against electric shock

- Solid brass body
- Sealed lock body with cylinder cover to protect cylinder from dirt
- 5-pin cylinder
- Inner components made from non-corrosive materials
- Shock absorbing vinyl casing, also protects painted surfaces
- Hardened or stainless steel shackle

Locks are supplied keyed different. 2 keys supplied with each lock.
Keyed alike upon request

| Order Reference | Colour | Shackle Height (mm) | Shackle Diameter (mm) | Shackle Clearance (mm) | Shackle Width (mm) | Depth (mm) | Height (mm) | Width (mm) | Packaging |
|---|---|---|---|---|---|---|---|---|---|
| 805835 | Black | 24.50 | 8.50 | 20.50 | 37.50 | 28.00 | 73.00 | 53.00 | 6 |
| 805836 | Blue | 24.50 | 8.50 | 20.50 | 37.50 | 28.00 | 73.00 | 53.00 | 6 |

## Brass Padlocks with Stainless Steel Shackle

- Solid brass body (chrome plated) with stainless steel shackle
- Corrosion resistant
- Precision pin tumbler cylinder
- Optional Engraving on Front, Back, Side, Bottom & Key

Locks are supplied keyed different. 2 keys supplied with each lock.
Keyed alike upon request

| Order Reference | Colour | Shackle Height (mm) | Shackle Diameter (mm) | Shackle Clearance (mm) | Shackle Width (mm) | Depth (mm) | Height (mm) | Width (mm) | Packaging |
|---|---|---|---|---|---|---|---|---|---|
| 805827 | Chrome | 14.50 | 5.00 | 14.50 | 24.50 | 12.00 | 47.00 | 30.00 | 6 |
| 805828 | Chrome | 23.50 | 6.50 | 19.50 | 32.50 | 13.00 | 66.00 | 39.00 | 6 |
| 805830 | Chrome | 27.00 | 7.00 | 28.00 | 42.00 | 15.00 | 73.00 | 49.00 | 6 |

## Brass Padlocks with Hardened Steel Shackle

- All inner components are non-corrosive
- Brass body and hardened steel shackle
- Precision pin tumbler cylinder
- Optional Engraving on Front, Back, Side, Bottom & Key

Locks are supplied keyed different. 2 keys supplied with each lock

| Order Reference | Colour | Shackle Height (mm) | Shackle Diameter (mm) | Shackle Clearance (mm) | Shackle Width (mm) | Depth (mm) | Height (mm) | Width (mm) | Packaging |
|---|---|---|---|---|---|---|---|---|---|
| 805831 | Brass | 14.50 | 5.00 | 14.50 | 24.50 | 12.00 | 47.00 | 30.00 | 6 |
| 805832 | Brass | 23.50 | 6.50 | 19.50 | 32.50 | 13.00 | 66.00 | 39.00 | 6 |
| 805834 | Brass | 27.00 | 7.00 | 28.00 | 42.00 | 15.00 | 73.00 | 49.00 | 6 |

## Combination Padlock

- Compact, lightweight lock
- Hardened steel shackle
- 4-digit resettable code

| Order Reference | Colour | Shackle Height (mm) | Shackle Diameter (mm) | Shackle Width (mm) | Depth (mm) | Height (mm) | Width (mm) | Packaging |
|---|---|---|---|---|---|---|---|---|
| 101963 | Silver | 26.00 | 6.50 | 19.50 | 18.50 | 80.00 | 44.50 | 1 |



BRADY WHEN PERFORMANCE MATTERS MOST™

## Labels for Safety Padlocks

- Safety padlock labels help send a clear message to workers when a machine is down for service or maintenance
- Labels are designed to fit Brady Safety Padlocks and are supplied with text in English, French and Spanish as standard

| Order Reference | Text/Legend | Reverse Legend | Material | Brady Material No. | Packaging |
|---|---|---|---|---|---|
| 051379 | DANGER LOCKED OUT, PELIGRO EQUIPO BLOQUEADO, DANGER VERROUILLÉE | PROPERTY OF, PROPIEDAD DE, PROPRIETE DE | Vinyl | B-826 | 6 |

## Labels for Aluminium Padlocks

- Made of durable vinyl
- Writable using pencil, pen or marker
- Contains front and reverse labels

| Order Reference | Text/Legend | Reverse Legend | Material | Brady Material No. | Height (mm) | Width (mm) | Packaging |
|---|---|---|---|---|---|---|---|
| 050289 | DANGER LOCKED OUT | PROPERTY OF | Vinyl | B-826 | 20.32 | 27.94 | 6 |
| 050292 | BLOQUEADO | PROPIEDAD DE | Vinyl | B-826 | 20.32 | 27.94 | 6 |
| 050293 | VERROUILLÉE | PROPRIETE DE | Vinyl | B-826 | 20.32 | 27.94 | 6 |

## Labels for Steel Padlocks

- Made of durable vinyl
- Writable using pencil, pen or marker
- Supplied with B-674 overlaminate strips for enhanced durability

| Order Reference | Text/Legend | Reverse Legend | Material | Brady Material No. | Height (mm) | Width (mm) | Packaging |
|---|---|---|---|---|---|---|---|
| 050280 | DANGER LOCKED OUT | PROPERTY OF | Vinyl | B-826 | 19.05 | 114.30 | 6 |
| 050281 | PELIGRO EQUIPO BLOQUEADO | PROPIEDAD DE | Vinyl | B-826 | 19.05 | 114.30 | 6 |
| 050283 | DANGER VERROUILLÉE | PROPRIETE DE | Vinyl | B-826 | 19.05 | 114.30 | 6 |

## Padlock Tags

- Made of calendered vinyl material that accepts pencil, pen, or marker
- 9.53 mm metal grommet that fits over most padlock shackles
- The grommet area adds another 25.40 mm to the height of the tag giving an overall size of 50.80 x 101.60 mm.

| Order Reference | Text/Legend | Material | Height (mm) | Width (mm) | Packaging |
|---|---|---|---|---|---|
| 105722 | DANGER EQUIPMENT LOCKED OUT | Calendered Vinyl | 50.80 | 76.20 | 1 |
| 105723 | DANGER DO NOT OPERATE | Calendered Vinyl | 50.80 | 76.20 | 1 |
| 105724 | DANGER DO NOT OPERATE / PELIGRO NO ACTIVE | Calendered Vinyl | 50.80 | 76.20 | 1 |

# Padlock Lubricant - Cable & Chain

## Padlock Lubricant

- Non-greasing spray for lock cylinders, office machines, tools, car locks, etc.

| Order Reference | Description | Packaging |
|---|---|---|
| 834194 | Maintenance spray 50ml | 1 |

## "Cobra" Cable

- Flexible steel wire with protective PVC coating

| Order Reference | Description | Diameter (mm) | Length | Packaging |
|---|---|---|---|---|
| 805844 | "Cobra" Cable | 8.00 | 2 m | 1 |

## Maximum Chain Security

- Chain made from hardened special chain steel
- Fabric sleeve protects paint work and chrome from damage

| Order Reference | Description | Length | Packaging |
|---|---|---|---|
| 805846 | Maximum Chain Security - 10 mm diam | 1.1 m | 2 |
| 805845 | Maximum Chain Security - 8 mm diam | 1.1 m | 2 |

## Double Loop Cable

Double Looped Cable Lockout Devices are perfect in any situation that requires a flexible lockout device and a visual deterrent.

- Ideal for locking out large valves in many different industries
- Lightweight alternative to large, heavy chains
- Comes in four lengths to ensure a secure fit

| Order Reference | Cable Length (m) | Diameter (mm) | Material | Colour | Packaging |
|---|---|---|---|---|---|
| 131063 | 0.61 | 4.76 | Plastic Coated Steel Cable | Red | 1 |
| 131064 | 1.22 | 4.76 | Plastic Coated Steel Cable | Red | 1 |
| 131065 | 1.83 | 4.76 | Plastic Coated Steel Cable | Red | 1 |
| 131066 | 2.44 | 4.76 | Plastic Coated Steel Cable | Red | 1 |

# Lock Boxes and Padlock Centres

**Brady offers a range of Group Lock Boxes which are ideal when multiple Authorised Employees are involved with the equipment servicing. There are also several solutions available for efficient padlock storage.**

SAFETY REDBOX™ Group Lockout Box ..... 30
Group Lock Box ..... 30
Combined Lock Storage / Group Lockout Box ..... 30
Wall-mounted Group Lockout Box ..... 31
Wall-mounted Metal Group Lockout Box ..... 31
Portable / Wall Group Lockout Box ..... 31
Group Lockout Centre ..... 32
Enclosed Padlock Storage Modules ..... 32
Padlock Control Centre ..... 32
Combined Lockout & Lock Box Station ..... 33
Portable Padlock Station ..... 33
Padlock Stations ..... 33

## SAFETY REDBOX™ Group Lockout Box

### Wall-mountable Group Lock box with Quick-Release system for Great Portability.

- Comes complete with convenient wall mounting bracket:
  - For storage, display and lockout event readiness
  - Quick release feature lets you carry SAFETY REDBOX™ to the point of need
  - SAFETY REDBOX™ can also be locked in place during lockout events
  - Cover is hinged lengthwise on the box for convenient opening and access even when wall-mounted
- Devices needed for specific equipment lockout needs can be stored directly in the box
- Convenient push button latching mechanism to keep the cover shut
- Internal slide button to secure the SAFETY REDBOX™ to the wall bracket
- Accepts up to 12 workers safety padlocks. Stays locked until all are removed
- Made of heavy duty steel, powder-coated for extra rust resistance
- Designed to withstand a wide range of environmental conditions

| Order Reference | Material | Colour | Height (mm) | Width (mm) | Depth (mm) | Max number of padlocks applied | Packaging |
|---|---|---|---|---|---|---|---|
| 145579 | Powder-coated Steel | Red | 170.18 | 241.30 | 96.52 | 12 | 1 |
| 145580 | Powder-coated Steel | Yellow | 170.18 | 241.30 | 96.52 | 12 | 1 |

Consult the technical datasheet LOT076 on bradyeurope.com/tds

## Group Lock Box

### For group lockout situations involving a large number of workers and equipment.

- After machine or process is locked out, the key or keys of the machine are placed in a lock box. Each authorised work team member places a personal lock or tagout device in the group lock box.
- Ensures that no single employee has access to the box unless ALL employees have removed their locks or tags

| Order Reference | Material | Colour | Height (mm) | Width (mm) | Depth (mm) | Max number of padlocks applied | Packaging |
|---|---|---|---|---|---|---|---|
| 045190 | Mild Sheet Steel | Blue | 152.00 | 227.00 | 88.90 | 13 | 1 |
| 065672 | Mild Sheet Steel | Yellow | 152.00 | 227.00 | 88.90 | 1 | 1 |
| 065699 | Mild Sheet Steel | Red | 152.00 | 227.00 | 88.90 | 13 | 1 |

Consult the technical datasheet LOT018 on bradyeurope.com/tds

## Combined Lock Storage / Group Lockout Box

### Handy box features a lockable storage compartment and a group lockout compartment.

- Made of heavy duty steel, powder-coated for extra rust resistance
- Group lockout compartment has clear Lexan window with keyhole slot
- Small size: Storage compartment holds approx. 50 padlocks. 17 padlocks holes in group lock box lid.
- Large size: Storage compartment holds approx. 125 padlocks. 34 padlocks holes in group lock box lid.

| Order Reference | Specification | Colour | Height (mm) | Width (mm) | Depth (mm) | Packaging |
|---|---|---|---|---|---|---|
| 105716 | Small metal lock box | Red | 162.00 | 300.00 | 67.70 | 1 |
| 105717 | Large metal lock box | Red | 229.00 | 381.00 | 229.00 | 1 |

Consult the technical datasheet LOT019 on bradyeurope.com/tds

## Wall-mounted Group Lockout Box

- Injection moulded using Isoplast polymers for rugged durability
- Excellent chemical and heat resistance and impossible to corrode
- Slot in front allows keys to be inserted when box is locked
- Transparent polycarbonate windows let you view content
- Pre-drilled holes in back allow for easy wall-mounting
- Lock rails hold up to 8 padlocks (locks not included)
- Box comes with 6 hooks for hanging keys, locks, etc, inside box

| Order Reference | Specification | Colour | Height (mm) | Width (mm) | Depth (mm) | Packaging |
|---|---|---|---|---|---|---|
| 050938 | Plastic Lock Box | Red | 157.48 | 101.60 | 139.70 | 1 |
| 050939 | Extra Hooks | Black | - | - | - | 12 |

## Wall-mounted Metal Group Lockout Box

- Made of durable, powder-coated steel with key slot on top
- Includes clear Lexan window that slides out when locks are removed
- Comes with key pegs and ID labels to simplify key management
- Pre-drilled holes and hardware included for quick mounting

| Order Reference | Specification | Height (mm) | Width (mm) | Depth (mm) | Max number of padlocks applied | Packaging |
|---|---|---|---|---|---|---|
| 105714 | Small metal wall lock box | 178.00 | 203.00 | 57.15 | 7 | 1 |
| 105715 | Large metal wall lock box | 178.00 | 406.00 | 57.15 | 12 | 1 |

## Portable / Wall Group Lockout Box

- Made of yellow powder-coated metal
- Can be used alone or in combination with Industrial Strength Lockout Station
- Accommodates 8-10 locks (depending on lock size)

| Order Reference | Description | Material | Colour | Height (mm) | Width (mm) | Depth (mm) | Packag-ing |
|---|---|---|---|---|---|---|---|
| 046134 | PRINZING Portable / Wall Group Lockout Box | Mild Sheet Steel | Yellow | 151.00 | 354.50 | 73.40 | 1 |




Consult the technical datasheet LOTO21 on bradyeurope.com/tds

## Group Lockout Centre

- Apply a padlock to the key box to lock out multiple sources of energy controlled by the padlock keys inside the box
- 18 hooks for keys and 2 slots for locks (not included)
- Not designed to prevent forced entry

| Order Reference | Description | Material | Colour | Height (mm) | Width (mm) | Depth (mm) | Packaging |
|---|---|---|---|---|---|---|---|
| 800117 | Group Lockout Centre - 3 hooks | Acrylic | Red | 150.00 | 150.00 | 80.00 | 1 |
| 800116 | Group Lockout Centre - 8 hooks | Acrylic | Red | 195.00 | 305.00 | 64.00 | 1 |
| 800127 | Group Lockout Centre - 18 hooks | Acrylic | Red | 195.00 | 406.00 | 64.00 | 1 |

## Enclosed Padlock Storage Modules

Provides safe storage and controls access to padlocks.

- Constructed of plastic with lockable, transparent acrylic doors
- Each metal hook can hold 2 locks
- Two sizes available for holding 16 or 40 padlocks
- Padlocks sold separately

| Order Reference | Material | Colour | Height (mm) | Width (mm) | Depth (mm) | Packaging |
|---|---|---|---|---|---|---|
| 065240 | Sintra and Acrylic | White | 381.00 | 381.00 | 88.90 | 1 |
| 065241 | Sintra and Acrylic | White | 762.00 | 381.00 | 88.90 | 1 |

## Padlock Control Centre

- Each nickel coated metal hook is large enough to hold two locks (not included)
- Two keys provided for cabinet lock

| Order Reference | Description | Material | Colour | Height (mm) | Width (mm) | Depth (mm) | Packaging |
|---|---|---|---|---|---|---|---|
| 800118 | Padlock Control Centre - 18 hooks | Powder-coated Steel | Red | 394.00 | 457.00 | 50.00 | 1 |
| 800119 | Padlock Control Centre - 8 hooks | Powder-coated Steel | Red | 254.00 | 305.00 | 50.00 | 1 |

## Combined Lockout & Lock Box Station

- Powder-coated metal yellow cabinet
- Lockout safety tips printed on inside of door
- Lock Box attaches to bottom of cabinet, accomodates 8-10 locks (depending on size)
- Comes with one adjustable shelf (extra shelves available)
- Lockout cabinet is capable of being locked closed and can easily be wall mounted using pre-drilled holes in back
- Cabinet dimensions: (H) 406 x (W) 355 x (D) 152 mm
- Lock box dimensions: (H) 152 x (W) 381 x (D) 76 mm

| Order Reference | Description | Material | Colour | Height (mm) | Width (mm) | Depth (mm) | Packaging |
|---|---|---|---|---|---|---|---|
| 099708 | Combined Lockout & Lock Box Station w/ Components | Powder-coated metal | Yellow | 558.80 | 355.60 | 152.40 | 1 |

Components include: 1 - 120V Snap-on Breaker Lockout, 1 - 120/227 V Clamp-on Breaker Lockout, 1 - 480-600 V Clamp-on Breaker Lockout, 1 - Universal Multi-pole Breaker Lockout, 1 - Oversized Breaker Lockout, 1 - Cleat for 120/277 V Clamp-on Lockout, 1 - Cleat for 480/600 V Clamp-on Lockout, 1 - Wall Switch Lockout, 1 - 110 V Plug Lockout, 1 - 3-in-1 Plug Lockout, 1 - 25 - 64 Gate Valve Lockout and 1 - 25.40 - 165.10 Adjustable Gate Valve Lockout

## Portable Padlock Station




- Holds up to 10 padlocks, 6 lockout hasps and 10 tags
- Made from polypropylene: light and rustproof
- Pre-drilled holes: easy to mount on wall
- Station is supplied without contents

| Order Reference | Description | Material | Colour | Height (mm) | Width (mm) | Depth (mm) | Packaging |
|---|---|---|---|---|---|---|---|
| 811218 | Portable Padlock Station | Rust Proof Polypropylene | Yellow | 432.00 | 337.00 | 64.00 | 1 |

## Padlock Stations

- Steel padlock holder with red plastic coating
- Small holder allows up to 4 padlocks while large holder allows up to 24 padlocks

| Order Reference | Description | Material | Colour | Height (mm) | Width (mm) | Depth (mm) | Packaging |
|---|---|---|---|---|---|---|---|
| 800121 | Large Padlock Station | 14 gauge steel with plastic coating | Red | 76.00 | 406.00 | 31.00 | 1 |
| 800120 | Small Padlock Station | 14 gauge steel with plastic coating | Red | 57.00 | 76.00 | 31.00 | 1 |

# Lockout Kits

Brady offers a range of well-equipped Lockout Tagout kits. The kits are designed to help workers to establish and effective and safe lockout programme and to help them comply with company lockout procedures and health and safety regulations. The range consists of several different Lockout Tagout kits, where each kit has been designed with a different need in mind.

**SEE OUR LOCKOUT TAGOUT KITS FROM PAGE 57 ONWARDS OR CONTACT US TO CREATE YOUR CUSTOMISED KITS.**

**Remember - an effective lockout procedure saves time, saves money and saves lives!**

# Lockout Devices

**Brady offers a comprehensive line of Lockout devices for both electrical and mechanical risk lockout.**


**Cable Lockout Devices**
SAFELEX™ Universal Cable Lockout Device....36
All Purpose Cable Lockout....36
Original Cable Lockout....37
Mini Cable Lockout....37
Universal Valve Lockout....37
PRO-LOCK II Cable Lockout Device....38
Scissor-Lok Lockout Device....38
Brady Cable Lockout Device....38
Double Loop Cable....38

**Universal Valve Lockout**....39

**Ball Valve Lockouts**
Perma-mount™ Ball Valve Lockout....40
Ball Valve Lockout....40
Brady Ball Valve Lockout....40
Non-Conductive Ball Valve Lockout....40

**Gate Valve Lockouts**
Standard Gate Valve Lockout....41
Adjustable Gate Valve Lockout....41

**Butterfly Valve Lockouts**
Brady Butterfly Valve Lockout....42
Universal Valve Lockout....42
Butterfly Valve Lockout....42

**Gas and Airline Lockouts**
Plug Valve Lockout....43
Cylinder Tank Lockout....43
Gas Cylinder Lockout....43
SMC Airline Regulator....44
Pneumatic Quick-Disconnect Lockout....44

**Electrical Risk**
Miniature Circuit Breaker....45
EZ Panel Loc System....45
480-600V Breaker Lockout....46
Universal Multi-Pole Breaker Lockout....46
Economy Multi-Pole Breaker Lockout....46
Single Pole Circuit Breaker Lockout....46
“No-Hole” Circuit Breaker Lockout....47
Oversized Breaker Lockout Device....47
Universal Fuse Lockout....47
Fuse Lockout....47
3-in-1 Electrical Plug Lockout....48
Lockout Devices for Plug Connections....48
Stopower™ Plug Lockouts....48
Hubbell Plugout for Industrial Plug Connections....49
Large Electrical/Pneumatic Lockout....49
Lockout Bag....49
Twist and Secure™ Push Button & E-Stop Covers....50
Push Button Lockouts....50
Wall Switch Lockouts....51
Fuse Blockout Devices....51
AC Sensors....51

## SAFELEX™ Universal Cable Lockout Device

### Secure multiple energy disconnects with versatile group lockout hasp.

- Safety hasp-shaped body clearly identifies the equipment lockout application
- Lightweight for easy handling, carrying, operation and storage
- Versatile to lock out multiple electrical or valve energy isolation points
- Effectively lock out diverse shutoff configurations
- Complete the lockout by securing 1 to 6 safety padlocks to the locking body
- Cable can be tightened to remove slack even when locked
- Designed to withstand a wide range of environmental conditions

| Order Reference | Material | Cable Length (m) | Cable Diameter (mm) | Cable Material | Colour | Max. Shackle Diameter (mm) | Packaging |
|---|---|---|---|---|---|---|---|
| 145554 | Polycarbonate | 1.00 | 4.10 | Sheathed steel cable | Red & Black | 9.53 | 1 |
| 145550 | Polycarbonate | 2.00 | 4.10 | Nylon | Red & Black | 9.53 | 1 |
| 145553 | Polycarbonate | 2.00 | 4.10 | Sheathed steel cable | Red & Black | 9.53 | 1 |
| 145549 | Polycarbonate | 3.00 | 4.10 | Nylon | Red & Black | 9.53 | 1 |
| 145552 | Polycarbonate | 3.00 | 4.10 | Sheathed steel cable | Red & Black | 9.53 | 1 |
| 145551 | Polycarbonate | 5.00 | 4.10 | Sheathed steel cable | Red & Black | 9.53 | 1 |

Consult the technical datasheet LOTO75 on bradyeurope.com/tds

## All Purpose Cable Lockout

### The ergonomic, hand-fitted body makes it easy to tighten the cable. Can be used to lock out valves, disconnect switches, circuit breakers and more.

- Locks out multiple control points with a single device = reduced equipment costs
- Interchangeable cables, select the best type suited for the job
- High portability, a built-in eyelet helps keep the cable neatly coiled, prevents loose ends from dangling and causing a hazard when in use
- Body withstands chemicals and corrosion
- 4 Padlocks can be applied

Consult the technical datasheet LOTO3 on bradyeurope.com/tds

| Order Reference | Specification | Material | Cable Length (m) | Cable Diameter (mm) | Colour | Max. Shackle Diameter (mm) | Min. Shackle Clearance (mm) | Packaging |
|---|---|---|---|---|---|---|---|---|
| 050941 | All Purpose Cable Lockout with Non-Conductive Nylon Cable | Glass-filled Polyurethane Polymer & Glass-filled Nylon & Non-Conductive Nylon | 2.44 | 3.18 | Red | 7.00 | 20.00 | 1 |
| 050943 | All Purpose Cable Lockout with Vinyl Coated Metal Cable | Glass-filled Polyurethane Polymer & Glass-filled Nylon & Vinyl Coated Metal | 2.44 | 4.76 | Red | 7.00 | 20.00 | 1 |
| 050944 | All Purpose Cable Lockout without cable | Glass-filled Polyurethane Polymer & Glass-filled Nylon | - | - | Red | 7.00 | 20.00 | 1 |

### Additional Cables

| Order Reference | Specification | Cable Length (m) | Colour | Diameter (mm) | Packaging |
|---|---|---|---|---|---|
| 050945 | Non-Conductive Nylon Cable | 2.44 | Red | 3.18 | 1 |
| 050948 | Non-Conductive Nylon Cable | 3.65 | Red | 3.18 | 1 |
| 050947 | Vinyl Coated Metal Cable | 2.44 | Red | 4.76 | 1 |
| 813642 | Vinyl Coated Metal Cable | 3.00 | Red | 4.00 | 1 |
| 050950 | Vinyl Coated Metal Cable | 3.65 | Red | 4.76 | 1 |

## Original Cable Lockout

Brady's original, patented cable lockout device is perfect for your difficult lockout situations such as large gate valves or oversized devices.

- Simply squeeze device to tighten cable, insert your padlock to secure the handle and you're done!
- Body is made of impact modified nylon
- Available in several colours
- Comes with galvanised steel cable (non-coated)



| Order Reference | Specification | Colour | Height (mm) | Width (mm) | Cable Length (m) | Cable Diameter (mm) | Packaging |
|---|---|---|---|---|---|---|---|
| 045191 | Original Cable Lockout | Blue | 182.70 | 72.00 | 1.80 | 3.20 | 1 |
| 045192 | Original Cable Lockout | Yellow | 182.70 | 72.00 | 1.80 | 3.20 | 1 |
| 065318 | Original Cable Lockout | Red | 182.70 | 72.00 | 1.80 | 3.20 | 1 |
| 065319 | Additional Cable | Silver | - | - | 1.80 | 3.20 | 1 |
| 065320 | Additional Cable | Silver | - | - | 3.00 | 3.20 | 1 |

## Mini Cable Lockout

Fits in the palm of your hand and is easily stowed away in your toolbox! One device for both electrical and mechanical lockout applications saves time and money.




- Locks out valves as well as disconnected switches and circuit breakers
- Cable stored internally: works just like a tape measure, prevents cable from getting tangled
- Push-button self-winding mechanism automatically holds cable tight
- Comes with vinyl-coated steel cable or non-conductive nylon cable
- The sheathed metal cable provides extra strength for getting a tight fit on valves and levers
- Superior chemical, corrosion and temperature resistance
- 6 Padlocks can be applied

Consult the technical datasheet LOTO38 on bradyeurope.com/tds

| Order Reference | Description | Cable Length (m) | Diameter (mm) | Depth (mm) | Max. Shackle Diameter (mm) | Min. Shackle Clearance (mm) | Cable Diameter (mm) | Packaging |
|---|---|---|---|---|---|---|---|---|
| 050940 | Mini Cable Lockout with steel cable | 2.44 | 100.00 | 45.00 | 7.00 | 20.00 | 1.60 | 1 |
| 051442 | Mini Cable Lockout with nylon cable | 2.44 | 100.00 | 45.00 | 7.00 | 20.00 | 1.60 | 1 |

## Universal Valve Lockout

Lockout gate valves using the cable attachment with the Universal Valve Lockout.



- Locks out valves in open and closed positions
- Flexible modular system
- Made from industrial-grade steel and nylon for rugged durability, chemical and corrosion resistance
- Open-ended clamp fits over closed rings, wide handles

Consult the technical datasheet LOTO24 on bradyeurope.com/tds

| Order Reference | Description | Colour | Max. Handle Thickness (mm) | Max. Valve Handle Width (mm) | Max. Shackle Diameter (mm) | Min. Shackle Clearance (mm) | Packaging |
|---|---|---|---|---|---|---|---|
| 050899 | Large Universal Valve Lockout Base Clamping Unit | Red | 27.94 | 40.64 | 9.00 | 20.00 | 1 |
| 050924 | Small Universal Valve Lockout Base Clamping Unit | Red | 15.24 | 25.40 | 9.00 | 20.00 | 1 |
| 051395 | Cable attachment with 2.44 metre sheathed cable. Cable diameter 3.25 mm | Red | - | - | - | - | 1 |

## PRO-LOCK II Cable Lockout Device

This is a complete isolation safety system, ideal for securing valves or industrial machinery and can only be opened and locked by using a special operating tool (to be ordered separately).

- Polypropylene Moulding & Stainless Steel
- UV Stabilised
- Temperature resistance range: -50 °C to 55 °C
- Vinyl coated cable

Other cable lengths are available upon request.

| Order Reference | Specification | Colour | Cable Length (m) | Cable Diameter (mm) | Max. Shackle Diameter (mm) | Min. Shackle Clearance (mm) | Diameter (mm) | Packaging |
|---|---|---|---|---|---|---|---|---|
| 225203 | Pro-Lock device with cable | Red | 1.50 | 3.50 | 6.50 | 20.00 | 50.00 | 1 |
| 225204 | Pro-Lock device with cable | Green | 1.50 | 3.50 | 6.50 | 20.00 | 50.00 | 1 |
| 225205 | Pro-Lock device with cable | Yellow | 1.50 | 3.50 | 6.50 | 20.00 | 50.00 | 1 |
| 225206 | Operating tool | Red | - | - | - | - | - | 1 |
| 225207 | Operating tool | Green | - | - | - | - | - | 1 |
| 225208 | Operating tool | Yellow | - | - | - | - | - | 1 |

## Scissor-Lok Lockout Device

Locks out multiple gate valves simultaneously. Secures power cords, freestanding equipment, tanks, cylinders or safety guards.

- Made of heavy-duty chemical resistant nylon
- Available with vinyl coated cable
- 3 padlocks can be applied. When using own cable, the outside diameter must be 4.76 mm or less

The cable and device can be combined in several ways (see examples).

| Order Reference | Specification | Cable Length (m) | Colour | Max. Shackle Diameter (mm) | Min. Shackle Clearance (mm) | Packaging |
|---|---|---|---|---|---|---|
| 236921 | Scissor Lok Device with Cable | 0.91 | Yellow | 7.00 | 19.05 | 1 |
| 236922 | Scissor Lok Device with Cable | 3.04 | Yellow | 7.00 | 19.05 | 1 |

Consult the technical datasheet LOT041 on bradyeurope.com/tds

## Brady Cable Lockout Device

Locks out gate valves, gas cylinders, electrical devices and more!

- Comes with steel cable and a unique hasp lockout device
- 6 padlocks can be applied.
- Service temperature from -20 °C to 80 °C

| Order Reference | Specification | Cable Length (m) | Cable Diameter (mm) | Colour | Max. Shackle Diameter (mm) | Min. Shackle Clearance (mm) | Packaging |
|---|---|---|---|---|---|---|---|
| 800112 | Cable Lockout Device with Cable | 1.80 | 4.76 | Red | 8.00 | 15.00 | 1 |
| 800113 | Additional Cable | 1.80 | 4.76 | Red | - | 15.00 | 1 |
| 800114 | Cable Lockout Device with Cable | 3.00 | 4.76 | Red | 8.00 | 15.00 | 1 |
| 800115 | Additional Cable | 3.00 | 4.76 | Red | - | 15.00 | 1 |

## Double Loop Cable

Double Looped Cable Lockout Devices are perfect in any situation that requires a flexible lockout device and a visual deterrent.

- Ideal for locking out large valves in many different industries
- Lightweight alternative to large, heavy chains
- Comes in four lengths to ensure a secure fit

| Order Reference | Cable Length (m) | Diameter (mm) | Material | Colour | Packaging |
|---|---|---|---|---|---|
| 131063 | 0.61 | 4.76 | Plastic Coated Steel Cable | Red | 1 |
| 131064 | 1.22 | 4.76 | Plastic Coated Steel Cable | Red | 1 |
| 131065 | 1.83 | 4.76 | Plastic Coated Steel Cable | Red | 1 |
| 131066 | 2.44 | 4.76 | Plastic Coated Steel Cable | Red | 1 |

# Universal Valve Lockout



The Universal Lockout device is a modular system which enables you to lock out valves of different types and sizes. No other device offers such flexibility and security. There are two sizes available - large and small.

- Modular system makes your investment economical and flexible
- Can be used to lock out large levers, T-handles and other hard-to-secure mechanical devices
- Open-ended clamp fits over closed rings and wide handles
- Locks out valves in open and closed positions
- Made from glass filled nylon for rugged durability, chemical and corrosion resistant
- 2 padlocks can be applied

Consult the technical datasheet LOTO24 on bradyeurope.com/tds

| Order Reference | Description | Max. Handle Thickness (mm) | Max. Valve Handle Width (mm) | Max. Shackle Diameter (mm) | Min. Shackle Clearance (mm) | Cable Length (m) | Cable Diameter (mm) | Packaging |
|---|---|---|---|---|---|---|---|---|
| 050899 | Large Universal Valve Lockout Base Clamping Unit | 27.94 | 40.64 | 9.00 | 20.00 | – | – | 1 |
| 050924 | Small Universal Valve Lockout Base Clamping Unit | 15.24 | 25.40 | 9.00 | 20.00 | – | – | 1 |
| 051388 | Large Universal Valve Lockout w/ Nylon Cable & Blocking Arm | 27.94 | 40.64 | 9.00 | 20.00 | 2.44 | 3.25 mm | 1 |
| 051390 | Small Universal Valve Lockout w/ Nylon Cable & Blocking Arm | 15.24 | 25.40 | 9.00 | 20.00 | 2.44 | 3.25 mm | 1 |
| 051392 | Large Universal Valve Lockout w/ Sheathed Cable & Blocking Arm | 27.94 | 40.64 | 9.00 | 20.00 | 2.44 | 3.25 mm | 1 |
| 051394 | Small Universal Valve Lockout w/ Sheathed Cable & Blocking Arm | 15.24 | 25.40 | 9.00 | 20.00 | 2.44 | 3.25 mm | 1 |
| 051395 | Cable attachment with 2.44 metre sheathed cable. Cable diameter 3.25 mm | - | - | - | - | 2.44 | 3.25 mm | 1 |
| 065402 | Small Blocking Arm | - | - | - | - | – | – | 1 |
| 065403 | Large Blocking Arm | - | - | - | - | – | – | 1 |
| 065400 | Small Universal Valve Lockout Base + Arm | 15.24 | 25.40 | 9.00 | 20.00 | – | – | 1 |
| 065401 | Large Universal Valve Lockout Base + Arm | 27.94 | 40.64 | 9.00 | 20.00 | – | – | 1 |

The modular construction of the Universal Lockout allows the user to add various accessories to make the device suitable for a range of valves. Simply disassemble the device and slot in the relevant accessory.



Clamp attaches to butterfly valve lever, preventing trigger handle from being squeezed.
Valve cannot be repositioned!

Use blocking arm to lock out quarter-turn ball valves

Use cable attachment to lock out gate valves

Use two blocking arms to lockout 3-, 4- or 5-way valves, or to lock valves in the throttled position for operational control

# Ball Valve Lockouts

## Perma-mount™ Ball Valve Lockout

These Lockout Devices keep your critical valves ready for correct lockout. Retrofit lockout devices stay permanently in place at the point of need.

- Eliminate the need to choose and carry the correct devices for each lockout event
- Securely retain the operating handle in the 90° fully-closed position
- Two sizes fit the full range of 1 to 10 cm diameter ball valves
- Designed to withstand a wide range of environmental conditions

Consult the technical datasheet LOTO74 on bradyeurope.com/tds

| Order Reference | Description | Material | Width (mm) | Height (mm) | Packaging |
|---|---|---|---|---|---|
| 121541 | Perma-mount™ Ball Valve Lockout, Large size | Metal | 92.20 | 162.80 | 1 |
| 121540 | Perma-mount™ Ball Valve Lockout, Small size | Metal | 55.90 | 108.20 | 1 |

## Ball Valve Lockout

Versatile and easy-to-use device. The two halves of the device encompass the ball valve lever to secure it from inadvertent activation of the valve.

- Small device locks out valves in open and closed position for pipes from 14.50 - 52.50 mm diameter
- Large device locks out valves in closed position for pipes from 50 - 200 mm diameter
- Versatile and easy-to-use
- Made from Ultra-tough Polypropylene
- Service temperature from -20 °C to 80 °C

Consult the technical datasheet LOTO22 on bradyeurope.com/tds

| Order Reference | Colour | Pipe Diameter (mm) | Max. Shackle Diameter (mm) | Min. Shackle Clearance (mm) | Packaging |
|---|---|---|---|---|---|
| **Small** | | | | | |
| 800110 | Red | 14,50 - 52,50 | 7.24 | 38.00 | 1 |
| 805847 | Blue | 14,50 - 52,50 | 7.24 | 38.00 | 1 |
| 805848 | Green | 14,50 - 52,50 | 7.24 | 38.00 | 1 |
| 805849 | Yellow | 14,50 - 52,50 | 7.24 | 38.00 | 1 |
| **Large** | | | | | |
| 800111 | Red | 50.00 - 200 | 7.24 | 38.00 | 1 |
| 805850 | Blue | 50.00 - 200 | 7.24 | 38.00 | 1 |
| 805851 | Green | 50.00 - 200 | 7.24 | 38.00 | 1 |
| 805852 | Yellow | 50.00 - 200 | 7.24 | 38.00 | 1 |



## Brady Ball Valve Lockout

Brady Ball Valve Lockouts are the ideal tool for securing your quarter-turn angled ball valves in the OFF position.

- Fits virtually any valve lever up to 76 mm
- Available in 2 sizes
- Service Temperature from -30 °C to 120 °C

Consult the technical datasheet LOTO23 on bradyeurope.com/tds

| Order Reference | Description | Material | Max. Handle Thickness (mm) | Max. Valve Handle Width (mm) | Size valve lever (mm) | Max. Shackle Diameter (mm) | Min. Shackle Clearance (mm) | # of Holes | Packaging |
|---|---|---|---|---|---|---|---|---|---|
| 065666 | Small Brady Ball Valve Lockout | Nylon | 7.62 | 30.48 | 6 - 25 | 7.00 | 25.00 | 8 | 1 |
| 065692 | Small Brady Ball Valve Lockout | Steel | 6.92 | 30.48 | 6 - 25 | 9.53 | 19.00 | 6 | 1 |
| 065669 | Large Brady Ball Valve Lockout | Steel | 12.70 | 53.34 | 32 - 76 | 7.00 | 19.00 | 15 | 1 |
| 065693 | Large Brady Ball Valve Lockout | Steel | 12.70 | 48.26 | 32 - 76 | 9.53 | 19.00 | 7 | 1 |

## Non-Conductive Ball Valve Lockout

Intuitive and easy to place safety device.

- Locks quarter-turn ball valves in OFF position
- Made from strong polypropylene plastic, resistant to cracking, abrasion and chemical products
- Resistant to extreme temperature -46 °C to 183 °C

| Order Reference | Description | Colour | Height (mm) | Width (mm) | Size valve lever (mm) | Max. Shackle Diameter (mm) | Min. Shackle Clearance (mm) | Packaging |
|---|---|---|---|---|---|---|---|---|
| 225340 | Non-Conductive Ball Valve Lockout | Red | 125.00 | 95.00 | 190 - 250 | 7.00 | 20.00 | 1 |

## Standard Gate Valve Lockout

THE EASIEST DEVICE THAT FITS YOUR GATE VALVE.

- Locks out gate valves with different hand wheel diameters
- Made of durable polypropylene – superior impact & chemical resistance
- Withstands temperatures from -20 °C to 150 °C
- Available in several sizes and colours
- Colours allow a coding. Transparency allows instant visibility on the valve colour and status.
- 1 padlock can be applied

Comes with danger labels in English, Spanish and French

| Order Reference | Hand Wheel Diameter (mm) | Height (mm) | Width (mm) | Depth (mm) | Max. Shackle Diameter (mm) | Min. Shackle Clearance (mm) | Packaging |
|---|---|---|---|---|---|---|---|
| **Blue** | | | | | | | |
| 065585 | 25 - 64 | 80.00 | 120.10 | 35.90 | 9.70 | 19.00 | 1 |
| 065586 | 64 - 127 | 141.70 | 184.80 | 50.60 | 9.70 | 19.00 | 1 |
| 065587 | 127 - 165 | 181.00 | 224.10 | 60.40 | 9.70 | 19.00 | 1 |
| 065588 | 165 - 254 | 276.20 | 318.30 | 76.20 | 9.70 | 19.00 | 1 |
| 065589 | 254 - 330 | 363.50 | 405.10 | 76.20 | 9.70 | 19.00 | 1 |
| **Green** | | | | | | | |
| 065595 | 25 - 64 | 80.00 | 120.10 | 35.90 | 9.70 | 19.00 | 1 |
| 065596 | 64 - 127 | 141.70 | 184.80 | 50.60 | 9.70 | 19.00 | 1 |
| 065597 | 127 - 165 | 181.00 | 224.10 | 60.40 | 9.70 | 19.00 | 1 |
| 065598 | 165 - 254 | 276.20 | 318.30 | 76.20 | 9.70 | 19.00 | 1 |
| 065599 | 254 - 330 | 363.50 | 405.10 | 76.20 | 9.70 | 19.00 | 1 |
| **Red** | | | | | | | |
| 065560 | 25 - 64 | 80.00 | 120.10 | 35.90 | 9.70 | 19.00 | 1 |
| 065561 | 64 - 127 | 141.70 | 184.80 | 50.60 | 9.70 | 19.00 | 1 |
| 065562 | 127 - 165 | 181.00 | 224.10 | 60.40 | 9.70 | 19.00 | 1 |
| 065563 | 165 - 254 | 276.20 | 318.30 | 76.20 | 9.70 | 19.00 | 1 |
| 065564 | 254 - 330 | 363.50 | 405.10 | 76.20 | 9.70 | 19.00 | 1 |
| **Transparent** | | | | | | | |
| 145581 | 25 - 64 | 80.00 | 120.10 | 35.90 | 9.70 | 19.00 | 1 |
| 145582 | 64 - 127 | 141.70 | 184.80 | 50.60 | 9.70 | 19.00 | 1 |
| 145583 | 127 - 165 | 181.00 | 224.10 | 60.40 | 9.70 | 19.00 | 1 |
| 145584 | 165 - 254 | 276.20 | 318.30 | 76.20 | 9.70 | 19.00 | 1 |
| 145585 | 254 - 330 | 363.50 | 405.10 | 76.20 | 9.70 | 19.00 | 1 |
| **Yellow** | | | | | | | |
| 065590 | 25 - 64 | 80.00 | 120.10 | 35.90 | 9.70 | 19.00 | 1 |
| 065591 | 64 - 127 | 141.70 | 184.80 | 50.60 | 9.70 | 19.00 | 1 |
| 065592 | 127 - 165 | 181.00 | 224.10 | 60.40 | 9.70 | 19.00 | 1 |
| 065593 | 165 - 254 | 276.20 | 318.30 | 76.20 | 9.70 | 19.00 | 1 |
| 065594 | 254 - 330 | 363.50 | 405.10 | 76.20 | 9.70 | 19.00 | 1 |

For the transparent device, consult the technical datasheet LOTO78 on bradyeurope.com/tds

For the coloured device, consult the technical datasheet LOTO7 on bradyeurope.com/tds

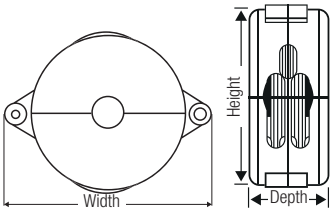

### Why use different colours

- Valves in open or closed position: Red = open / Green = closed
- Indicate risk levels: Red = high risk / Blue = low risk
- Indicate substances flowing through a valve: Yellow = gas / Green = water
- Indicate different maintenance teams: Red = electricians / Blue = mechanics

## Adjustable Gate Valve Lockout

ONE DEVICE FOR MOST GATE VALVES!

IT REPLACES 3 CONVENTIONAL GATE VALVE LOCKOUTS TO REDUCE YOUR COSTS.

- Adjusts to fit gate valves from 2.5 to 16.5 cm
- Durable polypropylene
- Resistant to extreme temperature changes from -20 °C to 80 °C
- 3 padlocks can be applied

| Order Reference | Description | Height (mm) | Width (mm) | Max. Shackle Diameter (mm) | Min. Shackle Clearance (mm) | Packaging |
|---|---|---|---|---|---|---|
| 064057 | Adjustable Gate Valve Lockout | 130.00 | 209.00 | 9.40 | 20.00 | 1 |

Consult the technical datasheet LOTO70 on bradyeurope.com/tds

# Butterfly Valve Lockouts

## Brady Butterfly Valve Lockout

### Ideal to lock a butterfly valve in the OFF position

- Can be used to lock a butterfly valve in the OFF position by clamping down on the handle so that it may not be engaged or moved
- Available in two sizes

| Order Reference | Description | Specification | Colour | Packaging |
|---|---|---|---|---|
| 121504 | Small Butterfly Lockout | For valve handle thicknesses of 3.2 mm to 63.5 mm | Red | 1 |
| 121505 | Large Butterfly Lockout | For valve handle thicknesses of 50.8 mm to 102 mm | Red | 1 |

Consult the technical datasheet LOT071 on bradyeurope.com/tds

## Universal Valve Lockout

### Use the Universal Valve Lockout for locking out butterfly valves!

- The clamp attaches to the butterfly valve lever, preventing the trigger handle from being squeezed
- The valve cannot be repositioned
- Rugged durability, chemical and corrosion resistance
- 2 padlocks can be applied





| Order Reference | Description | Colour | Max. Shackle Diameter (mm) | Min. Shackle Clearance (mm) | Max. Valve Handle Width (mm) | Max. Handle Thickness (mm) | Packaging |
|---|---|---|---|---|---|---|---|
| 050899 | Large Universal Valve Lockout Base Clamping Unit | Red | 9.00 | 20.00 | 40.64 | 27.94 | 1 |
| 050924 | Small Universal Valve Lockout Base Clamping Unit | Red | 9.00 | 20.00 | 25.40 | 15.24 | 1 |

## Butterfly Valve Lockout

### Created to secure your butterfly valve efficiently!



- Made of strong polypropylene plastic
- Fully dielectric (non-conductive)
- Highly resistant to cracking and abrasion
- Highly resistant to solvents and other chemical products
- Resistant to extreme temperature changes from -46 °C to 183 °C
- 2 padlocks can be applied
- Available in several colours

| Order Reference | Description | Colour | Max. Shackle Diameter (mm) | Min. Shackle Clearance (mm) | Height (mm) | Length (mm) | Width (mm) | Packaging |
|---|---|---|---|---|---|---|---|---|
| 256960 | Butterfly Valve Lockout | Red | 8.00 | 25.00 | 70.00 | 305.00 | 102.00 | 1 |
| 256962 | Butterfly Valve Lockout | Green | 8.00 | 25.00 | 70.00 | 305.00 | 102.00 | 1 |

## Plug Valve Lockout

### Effective Fit for Difficult-to-Secure Plug Valves




- Durable and tamper-resistant
- Compact in size and easy to use
- Several sizes to fit most 25 to 203 mm diameter manually-actuated plug valves.
- Service temperatures -20 °C to 80 °C
- 1 padlock can be applied

| Order Reference | Specification | Material | Max. Shackle Diameter (mm) | Height (mm) | Diameter (mm) | Packaging |
|---|---|---|---|---|---|---|
| 113231 | Base Cover Plug Valve Lockout 22.23 mm | Polypropylene | 9.30 | 76.20 | 81.40 | 1 |
| 113232 | Base Cover Plug Valve Lockout 34.93 mm | Polypropylene | 9.30 | 76.20 | 81.40 | 1 |
| 113233 | Base Cover Plug Valve Lockout 53.98 mm | Polypropylene | 9.30 | 101.60 | 119.60 | 1 |
| 113234 | Base Cover Plug Valve Lockout 63.50 mm | Polypropylene | 9.30 | 101.60 | 119.60 | 1 |

Consult the technical datasheet LOTO52 on bradyeurope.com/tds

## Cylinder Tank Lockout

### Revolutionary new rugged polystyrene plastic device is used to lockout cylinder tanks, including propane tanks on Fork Lift Trucks and stand-alone propane tanks.

- Designed to fit in tight spaces
- Valve stem hole is 31.5 mm in diameter
- 2 padlocks can be applied.

**Apply with ease to prevent access to the valve handle**

| Order Reference | Description | Colour | Max. Shackle Diameter (mm) | Min. Shackle Clearance (mm) | Packaging |
|---|---|---|---|---|---|
| 046139 | Cylinder Tank Lockout | Red | 6.50 | 20.00 | 1 |

## Gas Cylinder Lockout

### No need to match your lockout device to varying diameters and threads of cylinder caps.

- Prevents access to the main cylinder valve
- Accommodates neck rings up to 88 mm diameter
- Install in seconds to save time
- 1 padlock can be applied

| Order Reference | Description | Height (mm) | Diameter (mm) | Max. Shackle Diameter (mm) | Min. Shackle Clearance (mm) | Packaging |
|---|---|---|---|---|---|---|
| 045629 | Gas Cylinder Lockout | 158.80 | 88.10 | 7.00 | 20.00 | 1 |

Consult the technical datasheet LOTO51 on bradyeurope.com/tds

## SMC Airline Regulator

Designed to ensure safety when performing maintenance and repairing pneumatic systems. Disables air supply to the equipment being serviced while allowing other equipment, sharing the same air supply, to stay active.

- The device regulator can be locked in ON, OFF or THROTTLED positions
- Easy Installation: remove snap cap, install lockout on regulator rod, snap replacement cap on regulator
- 1 padlock can be applied
- Comes with lockout, cap and allen key

| Order Reference | Description | Colour | Diameter (mm) | Max. Shackle Diameter (mm) | Packaging |
|---|---|---|---|---|---|
| 064540 | Intermediate Air Line Regulator for SMC Models AR3000 / NAR3000 | Red | 39.30 | 3.80 | 1 |
| 064539 | Miniature Air Line Regulator for SMC models AR2000 / NAR2000 | Red | 39.30 | 3.80 | 1 |

Consult the technical datasheet LOTO48 on bradyeurope.com/tds

## Pneumatic Quick-Disconnect Lockout

Isolates pneumatic energy without the expense and inconvenience of installing in-line lockout valves.

- Device is applied to the male fitting, isolating equipment from all compressed air sources
- Accommodates the majority of 6 mm, 9 mm and 12 mm male fittings
- Hole in centre of device allows for permanent storage on air hose and a loop on the side can be used to hang the hose and lockout device
- 1 padlock can be applied

| Order Reference | Description | Colour | Max. Shackle Diameter (mm) | Min. Shackle Clearance (mm) | Packaging |
|---|---|---|---|---|---|
| 064221 | Pneumatic Quick-Disconnect Lockout | Red | 7.84 | 20.00 | 1 |
| 065645 | Pneumatic Quick-Disconnect Lockout | Red | 7.84 | 20.00 | 6 |

Consult the technical datasheet LOTO47 on bradyeurope.com/tds

**Visit our YouTube™ channel for a range of available training videos.**

## Miniature Circuit Breaker

### A safe and effective method for locking out European Circuit Breakers as it fits most of their existing types.

- Miniature Breaker Lockout unique in its kind = requires NO TOOLS to install
- The lockout easily installs with the aid of a Push Button
- The Tie-Bar Style Lockout has a convenient thumb wheel for quick application
- Suitable for single and multi-pole breakers
- Made from glass-filled nylon
- Available in single or six pack
- 1 padlock can be applied

**Recommended to use in combination with a padlock for added safety.**

| Order Reference | Description | Max. Shackle Diameter (mm) | Packaging |
|---|---|---|---|
| 1/Piece | | | |
| 805853 | Miniature Breaker Lockout Demo Kit* | 7.00 | 1 |
| 1/Pack | | | |
| 090847 | Miniature Circuit Breaker Lockouts - Pin-In Standard | 7.00 | 1 |
| 090844 | Miniature Circuit Breaker Lockouts - Pin-Out Standard | 7.00 | 1 |
| 090850 | Miniature Circuit Breaker Lockouts - Pin-Out Wide | 7.00 | 1 |
| 090853 | Miniature Circuit Breaker Lockouts - Tie-Bar | 7.00 | 1 |
| 6/Pack | | | |
| 090848 | Miniature Circuit Breaker Lockouts - Pin-In Standard | 7.00 | 6 |
| 090845 | Miniature Circuit Breaker Lockouts - Pin-Out Standard | 7.00 | 6 |
| 090851 | Miniature Circuit Breaker Lockouts - Pin-Out Wide | 7.00 | 6 |
| 090854 | Miniature Circuit Breaker Lockouts - Tie-Bar | 7.00 | 6 |

* Kit contains 1 part of each (090874, 090844, 090850, 090853)

**Pin-Out Standard**

Consult the technical datasheet LOTO1 on bradyeurope.com/tds

**Pin-In Standard**

Consult the technical datasheet LOTO25 on bradyeurope.com/tds

**Pin-Out Wide**

Consult the technical datasheet LOTO26 on bradyeurope.com/tds

**Tie-Bar**

Consult the technical datasheet LOTO27 on bradyeurope.com/tds

## EZ Panel Loc™ System

### Covers Most 120V-277V Breakers!

- Works on wide range of breakers, including single- and multi-pole configurations
- Makes use of unique lock rail system
- Allows panel door to be closed even when lockouts are in place
- Accomodates multiple locks, facilitating group lockout activity without hasps
- Keeps weight off the breakers, protecting delicate electrical components from damage
- Positions locks and tags outside the panel, making sure lockout activity is clearly visible to anyone in the area

CLAMP-ON EZ

Consult the technical datasheet LOTO45 on bradyeurope.com/tds

Consult the technical datasheet LOTO46 on bradyeurope.com/tds

SNAP-ON EZ

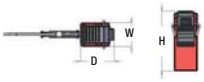


| Order Reference | Description | Depth (mm) | Width (mm) | Height (mm) | Cable Length (m) | Packaging |
|---|---|---|---|---|---|---|
| 051252 | EZ Panel Loc™ Snap-On Breaker Lockout | 24.50 | 18.80 | 49.50 | 0.61 | 1 |
| 065815 | EZ Panel Loc™ Snap-On Breaker Lockout | 24.50 | 18.80 | 49.50 | 0.61 | 6 |
| 051254 | EZ Panel Loc™ Clamp-On Breaker Lockout | 24.50 | 18.80 | 60.50 | 0.61 | 1 |
| 065810 | EZ Panel Loc™ Clamp-On Breaker Lockout | 24.50 | 18.80 | 60.50 | 0.61 | 6 |
| 051256 | EZ Panel Loc Lock Rails - 101.60 mm | 17.78 | 20.32 | 101.60 | - | 1 |
| 065814 | EZ Panel Loc Lock Rails - 101.60 mm | 17.78 | 20.32 | 101.60 | - | 6 |
| 051258 | EZ Panel Loc Lock Rails - 203.20 mm | 17.78 | 20.32 | 203.20 | - | 1 |
| 051260 | EZ Panel Loc Lock Rails - 203.20 mm | 17.78 | 20.32 | 203.20 | - | 6 |

**See page 76 for a circuit breaker compatibility chart.**

Lockout device is unlocked by inserting and turning the black plastic key

1. Expose the super-bond adhesive on back of rail. Permanently affix to any location on the panel.

2. Attach the lockout device to the breaker and snap into locked position

3. Pass plastic key through lock rail and attach lock, preventing key from sliding down cable and opening lockout device

4. For group lockouts, run key through multiple loops in lock rail and apply locks. No hasps required! (Not recommended for use with multilock hasps)

5. Low-profile lockouts allow panel doors to be closed on most breaker panels.

## 480-600V Breaker Lockout

**Perfect for locking out oversized and irregularly shaped switches.**

- Self adhesive backed rails are permanently installed onto an electrical panel – simply clean panel surface and adhere – no drilling required!
- Red blocking bar indicates locked "off"
- Green blocking bar indicates locked "on"
- 1 padlock can be applied



Breaker Blocker Components - Blocking Bar Holder

| Order Reference | Description | Colour | Length (mm) | Height (mm) | Max. Shackle Diameter (mm) | Min. Shackle Clearance (mm) | Max. Switch Width (mm) | Packaging |
|---|---|---|---|---|---|---|---|---|
| 090891 | 480-600V Breaker Lockout Kit* | | - | - | 6.50 | 20.00 | 150.00 | 1 |
| 051264 | Breaker Blocker Components - 101 mm Yellow Mounting Rails | Yellow | 101.60 | 20.32 | - | - | - | 2 |
| 090893 | Breaker Blocker Components - 190 mm Green Blocking Bar | Green | 190.00 | - | - | - | - | 5 |
| 090892 | Breaker Blocker Components - 190 mm Red Blocking Bar | Red | 190.00 | - | - | - | - | 5 |
| 051265 | Breaker Blocker Components - Blocking Bar Holder | Yellow | 150.00 | 20.32 | - | - | - | 5 |

*Kit includes: 2 Yellow mounting rails, 1 red blocking bar, 1 green blocking bar and 3 alcohol wipes

## Universal Multi-Pole Breaker Lockout

**Universal Multi-Pole lockout works with most two or three pole breakers utilising a tie-bar.**

- Compatible with GE, ITE, Sylvania, Challenger, Bryan, Westinghouse, General Switch Co. …
- Use thumbscrews to clamp lockout securely over tie-bar, then insert lock to prevent clamp from being loosened
- Made of durable Moulded Glass-filled Nylon
- 1 padlock can be applied

| Order Reference | Description | Max. Shackle Diameter (mm) | Min. Shackle Clearance (mm) | Packaging |
|---|---|---|---|---|
| 066320 | Universal Multi-Pole Breaker Lockout | 7.00 | 20.00 | 6 |
| 066321 | Universal Multi-Pole Breaker Lockout | 7.00 | 20.00 | 1 |

Consult the technical datasheet LOTO33 on bradyeurope.com/tds

## Economy Multi-Pole Breaker Lockout

**Economical solution designed to fit multi-pole breakers!**

- Quick and easy to apply
- 1 padlock can be applied.

| Order Reference | Description | Max. Shackle Diameter (mm) | Min. Shackle Clearance (mm) | Packaging |
|---|---|---|---|---|
| 805814 | Economy Multi-Pole Breaker Lockout | 7.00 | 20.00 | 1 |

Consult the technical datasheet LOTO15 on bradyeurope.com/tds

## Single Pole Circuit Breaker Lockout

**Quick and easy – just snap in place and apply a lock!**

- Designed for breakers that have holes in the switch tongue
- Dual cavities accommodate different size switch tongues
- 1 padlock can be applied

| Order Reference | Description | Max. Shackle Diameter (mm) | Min. Shackle Clearance (mm) | Width (mm) | Depth (mm) | Packaging |
|---|---|---|---|---|---|---|
| 065387 | Single Pole Circuit Breaker Lockout | 7.00 | 20.00 | 54.50 | 8.40 | 1 |
| 065688 | Single Pole Circuit Breaker Lockout | 7.00 | 20.00 | 54.50 | 8.40 | 6 |

See page 76 for a circuit breaker compatibility chart.

## "No-Hole" Circuit Breaker Lockout

Works on wide range or single-pole and internal-trip multi-pole breakers.

- Use thumbscrews to clamp lockout securely onto switch tongue, then pull cover over thumbscrew and lock in place to prevent clamp from being loosened
- Made of rugged Polypropylene & Moulded Glass-filled Nylon
- Detachable cleats (included) expand the range of applicable breakers
- 1 padlock can be applied

| Order Reference | Description | Height (mm) | Width (mm) | Depth (mm) | Max. Shackle Diameter (mm) | Max. Switch Width (mm) | Packaging |
|---|---|---|---|---|---|---|---|
| 065396 | No Hole Circuit Breaker Lockout - 277 Volt Device | 24.10 | 56.00 | 25.40 | 7.00 | 16.00 | 1 |
| 065965 | No Hole Circuit Breaker Lockout - 277 Volt Device | 24.10 | 56.00 | 25.40 | 7.00 | 16.00 | 6 |
| 065397 | No Hole Circuit Breaker Lockout - 480-600 Volts Device | 40.30 | 82.60 | 55.20 | 7.00 | 38.00 | 1 |
| 065966 | No Hole Circuit Breaker Lockout - 480-600 Volts Device | 40.30 | 82.60 | 55.20 | 7.00 | 38.00 | 6 |
| 065404 | Extra Cleats for 120/277V Lockout | 50.74 | 28.70 | 7.37 | - | - | 6 |
| 065406 | Extra Cleats for 480/600V Lockout | 50.74 | 28.70 | 7.37 | - | - | 6 |

Lockout: consult the technical datasheet LOTO14 on bradyeurope.com/tds

Cleats: consult the technical datasheet LOTO17 on bradyeurope.com/tds

## Oversized Breaker Lockout Device

- Oversized 480-600 Volt frame lockout, fits breakers up to 57.15 mm wide by 22.20 mm thick
- 1 padlock can be applied

| Order Reference | Specification | Additional Information | Max. Shackle Diameter (mm) | Min. Shackle Clearance (mm) | Max. Switch Width (mm) | Packaging |
|---|---|---|---|---|---|---|
| 065321 | Oversized Breaker Lockout Device | 480-600 Volt, fits breakers up to 57.15 mm wide by 22.2 mm thick | 7.00 | 20.00 | 57.15 | 6 |
| 065329 | Oversized Breaker Lockout Device | 480-600 Volt, fits breakers up to 57.15 mm wide by 22.2 mm thick | 7.00 | 20.00 | 57.15 | 1 |

Consult the technical datasheet LOTO39 on bradyeurope.com/tds

## Universal Fuse Lockout

Designed to prevent the unintended re-energisation of a fuse. Fits most fuse holders between 20 Amps and 400 Amps and creates a universal approach to locking out your fuses.

- Material: Nylon with ZP Metal Slotted Set Screw
- Instructions: clamp onto the fuse holder and use a small flathead screwdriver to tighten the set screw in the device. Place a padlock through the hole to prevent access to the set screw.
- Dimensions: 15 mm H x 15 mm W x 60 mm D
- Label applied stating: DANGER DO NOT REMOVE LOCKED OUT
- 1 padlock can be applied

| Order Reference | Description | Height (mm) | Width (mm) | Depth (mm) | Packaging |
|---|---|---|---|---|---|
| 873367 | Universal Fuse Lockout Device 20-400A | 35.00 | 15.00 | 60.00 | 1 |

## Fuse Lockout

- Patented insulation plugs protect people working on current circuits against unauthorised use and inadvertent switching on of power
- Insulation plug is placed into a fuse base by means of a special screwdriver (sold separately 812713) instead of fuse link and screw cap.

| Order Reference | Description | Packaging |
|---|---|---|
| 812711 | Industry - Insulation Plugs DII | 1 |
| 812712 | Industry - Insulation Plugs DIII | 1 |
| 812713 | Industry Insulation Plug Screwdriver | 1 |
| 812714 | Low Voltage NV Fuse Rails Size NH00 | 1 |
| 812715 | Low Voltage NV Fuse Rails Size NH1 - NH3 | 1 |
| 850957 | Low Voltage NV Fuse Rails Set Sizes NH00 & NH1 - NH3 with glove | 1 |
| 850958 | Industry Insulation Plug Set DII & DIII | 1 |

See page 76 for a circuit breaker compatibility chart.

## 3-in-1 Electrical Plug Lockout

Accomodates high and low-voltage plugs up to 76.0 mm in diameter and 139.0 mm in length.

- Two sliding top lids can be used individually or together to accomodate small, medium and large diameter cords up to 31mm
- Made in bright yellow thermoplastic
- With English instruction labels
- 1 padlock can be applied

| Order Reference | Description | Colour | Height (mm) | Diameter (mm) | Cable Diameter (mm) | Packaging |
|---|---|---|---|---|---|---|
| 045842 | 3-in-1 Electrical Plug Lockout | Yellow | 158.75 | 88.14 | 31.00 | 1 |

## Lockout Devices for Plug Connections

Highly effective against unauthorised or incorrect use of electrical equipment.

- Simple to use
- Especially developed to secure all types of plugs

| Order Reference | Description | Colour | Max. Shackle Diameter (mm) | Min. Shackle Clearance (mm) | Width (mm) | Cable Diameter (mm) | Max number of padlocks applied | Packaging |
|---|---|---|---|---|---|---|---|---|
| 065675 | Lockout Devices for Plug Connections - Large | Red | 7.00 | 20.00 | 178.00 | 22.00 | 4 | 1 |
| 065674 | Lockout Devices for Plug Connections - Small | Red | 7.00 | 20.00 | 88.90 | 10.00 | 2 | 1 |

Consult the technical datasheet LOTO29 on bradyeurope.com/tds

## Stopower™ Plug Lockouts

Device is simple to use - just slide over cord prongs and lock with key.

- Ideal for office equipment and other frequently locked out cords
- Cord cannot be plugged in with Stopower in place
- For use on 2 or 3 pronged polarised plugs
- Device cannot be removed without a key
- Standard devices are individually keyed

| Order Reference | Description | Colour | Packaging |
|---|---|---|---|
| 065673 | Stopower Plug Lockout | Red | 1 |

## Hubbell Plugout for Industrial Plug Connections

Effectively secures all industrial plug connections.



| Order Reference | Specification | Colour | Height (mm) | Width (mm) | Plug Length (mm) | Plug Diameter (mm) | Max. Shackle Diameter (mm) | Cable Diameter (mm) | Min. Shackle Clearance (mm) | Max number of padlocks applied | Packaging |
|---|---|---|---|---|---|---|---|---|---|---|---|
| 065695 | Hubbell Plugout - Small | Yellow | 80.00 | 106.00 | 120.00 | 70.00 | 7.00 | 25.00 | 20.00 | 4 | 1 |
| 065968 | Hubbell Plugout - Large | Yellow | 120.00 | 120.00 | 250.00 | 100.00 | 7.00 | 35.00 | 20.00 | 4 | 1 |

## Large Electrical/Pneumatic Lockout

Accommodates a large variety of electrical plugs up to 89 mm diameter and 127 mm in length as well as male air hose connectors.

- Works on 110V, 220V and 550V plugs
- Made of Polystyrene material
- 4 padlocks can be applied

| Order Reference | Description | Colour | Max. Shackle Diameter (mm) | Min. Shackle Clearance (mm) | Plug Diameter (mm) | Plug Length (mm) | Packaging |
|---|---|---|---|---|---|---|---|
| 800126 | Large Electrical/Pneumatic Lockout | Red | 7.00 | 20.00 | 89.00 | 127.00 | 1 |

Consult the technical datasheet LOTO30 on bradyeurope.com/tds

## Lockout Bag

For securing plugs on portable appliances, cables on pneumatic connectors, crane pendants, etc.

- Made of rugged canvas with drawstring
- Can be locked closed
- Legend: LOCK OUT FOR SAFETY

| Order Reference | Description | Height (mm) | Length (mm) | Packaging |
|---|---|---|---|---|
| 065780 | Lockout bag made of rugged canvas with drawstrings | 248.00 | 457.00 | 1 |

## Twist and Secure™ Push Button & E-Stop Covers

Made to temporarily prevent access to the on/off and emergency stop controls for production and facility utility operating equipment.

- Fast and convenient lockout at the point of need.
- One time installation of the low profile, unobtrusive lockout base.
- Provides an obvious, visual indication that the equipment control button is locked out, as well as a view through the translucent cover of the ON/OFF status of E-Stop buttons.
- Standardised bases allow authorised workers to apply a single provided cover to any of numerous equipment control buttons.

Consult the technical datasheet LOTO72 on bradyeurope.com/tds

### Total Package

| Order Reference | Description | Height (mm) | Button Type | Button Size | Packaging |
|---|---|---|---|---|---|
| 139793 | Push Button Lockout Device (16 mm), Clear, with Standard Cover | 50.00 | IEC; NEMA | 16.00 | 1 |
| 139794 | Push Button Lockout Device (16 mm), Clear, with Tall Cover | 80.00 | IEC; NEMA | 16.00 | 1 |
| 134018 | Push Button Lockout Device (16 mm), Red, with Standard Cover | 50.00 | IEC; NEMA | 16.00 | 1 |
| 130819 | Push Button Lockout Device (16 mm), Red, with Tall Cover | 80.00 | IEC; NEMA | 16.00 | 1 |
| 139795 | Push Button Lockout Device (22 mm), Clear, with Standard Cover | 50.00 | IEC; NEMA | 22.00 | 1 |
| 130820 | Push Button Lockout Device (22 mm), Red, with Standard Cover | 50.00 | IEC; NEMA | 22.00 | 1 |
| 139796 | Push Button Lockout Device (30 mm), Clear, with Standard Cover | 55.00 | IEC; NEMA | 30.00 | 1 |
| 130821 | Push Button Lockout Device (30 mm), Red, with Standard Cover | 55.00 | IEC; NEMA | 30.00 | 1 |

### Package without cover

| Order Reference | Description | Button Type | Button Size | Packaging |
|---|---|---|---|---|
| 130822 | 16 mm Push Button/E-Stop Lockout Bases, 5 Pk | IEC; NEMA | 16.00 | 5 |
| 130823 | 22 mm Push Button/E-Stop Lockout Bases 5 Pk | IEC; NEMA | 22.00 | 5 |
| 130824 | 30 mm Push Button/E-Stop Lockout Bases 5 Pk | IEC; NEMA | 30.00 | 5 |

Supplied with 5 clear labels, 5 red labels and 5 yellow labels

## Push Button Lockouts

Guard against unauthorised operation or accidental activation.

- Two sizes to accommodate standard NEMA 30.5 mm and IEC 22.5 mm buttons
- Emergency Stop Safety Covers for permanent installation over push/pull or twist-release emergency stops - made from durable metal bar locks button in the depressed (off) position when lock shackle is inserted
- Push Button Safety Covers to completely cover buttons and prevent access.

Emergency Stop Safety Cover for 22.50 mm button - IEC

Emergency Stop Safety Cover for 30.50 mm button - NEMA

Push Button Safety Cover - IEC

Push Button Safety Cover - NEMA

| Order Reference | Description | Height (mm) | Depth (mm) | Button Type | Button Size | Packaging |
|---|---|---|---|---|---|---|
| 104601 | Emergency Stop Safety Cover for 22.50 mm button - IEC | 33.80 | 41.90 | IEC | 22.50 | 1 |
| 104600 | Emergency Stop Safety Cover for 30.50 mm button - NEMA | 33.80 | 41.90 | NEMA | 30.50 | 1 |
| 104603 | Push Button Safety Cover - IEC | 58.40 | 34.10 | IEC | - | 1 |
| 104602 | Push Button Safety Cover - NEMA | 49.02 | - | NEMA | - | 1 |

Consult the technical data-sheet LOTO59 (104600) on bradyeurope.com/tds

Consult the technical data-sheet LOTO60 (104601) on bradyeurope.com/tds

Push button covers are warnings and tools to support lockout procedures but need to be part of a full lockout procedure to make sure no energy can be accidently released during operations.

## Wall Switch Lockouts

Wall switch lockouts may be used with most wall-mounted switches.

- Easy to install using existing screws
- Locks switch in “on” or “off” position
- High visibility colour
- Service temperature from -20 °C to 80 °C
- 1 padlock can be applied

| Order Reference | Description | Material | Text/Legend | Colour | Max. Switch Width (mm) | Packaging |
|---|---|---|---|---|---|---|
| 065392 | Wall Switch Lockout | Polypropylene | LOCKED ON / LOCKED OFF | Red | 14.50 | 1 |

## Fuse Blockout Devices

Comply with OSHA’s Lockout/Tagout Standard by using High visibility red devices in conjunction with Brady Lockout Tags.

- Block out 6.0 mm to 17.5 mm and blade type fuses

| Order Reference | Description | Notes / Details | Colour | Packaging |
|---|---|---|---|---|
| 065691 | Fuse blockout devices | 20.64 mm, 26.99 mm and blade type fuses. | Red | 6 |
| 065690 | Fuse Blockout Devices | 6.35 mm, 7.14 mm, 10.32mm, 14.29 mm fuses. | Red | 6 |

Consult the technical datasheet LOTO49 on bradyeurope.com/tds

## AC Sensors

AC Sensor was selected by OSHA Electrical Technical Equipment Committee as the only instrument of its type for use by OSHA compliance officers to identify and cite electrical hazards of 50-1000 Volts.

- Simple to use and light-weight
- 2 AAA 1.5 V batteries are included
- CAT IV rated and UL Listed
- Not compliant in EU

| Order Reference | Description | Colour | Packaging |
|---|---|---|---|
| 065269 | AC Sensor | White on Red | 1 |

# LOCKOUT / TAGOUT

## Global Best Practice Training Movie

This instructional programme is designed to inform and train organisational safety leaders, as well as employees who may be exposed to hazardous equipment energies. It will help employers to develop and improve their company's Lockout / Tagout programme. It is also extremely beneficial for all employees who shut down and service equipment, instructing them how to avoid accidents and remain safe on the job.

Preview the training movie on:
www.bradyeurope.com/lotomovie

### Highly comprehensive content

**The product's composition is as follows:**

- The Movie
- A Quick Start Guide
- An Instructor's Guide
- An Employee Quiz

| Order Reference | Description |
|---|---|
| 833918 | Lockout / Tagout – Global Best Practice Training Movie. Reduce work accidents! |

The Employee quiz can be used at the end of the training programme. It allows to test the employee's knowledge after the training session and facilitates a discussion. A padlock "LOTO saves lives" is included in the product box.

All parts are available electronically on a USB key (Quick Start is also available in a hard copy format), and accessible in 10 different languages for EMEA: English, French, German, Dutch, Spanish, Italian, Portuguese, Turkish, Polish and Russian.

Training videos are also available on the Bradyeurope YouTube™ channel.

# Hasps, Kits, Bags, Stations, Tags, Labels and Printers


## Hasps

Safety Lockout ....54
Stubby Lockout ....54
Economy Lockout ....54
Nylon Lockout Hasp ....55
Dual Safety Hasps ....55
Non-Conductive Lockout Hasp ....55
Labelled Safety Lockout Hasp ....56
Labelled Group Lockout Hasps ....56
Blank Safety Lockout Hasp ....56
Heavy Duty Steel Lockout ....56

## Lockout Kits

Ultimate Lockout Kit ....57
Electrical Lockout Kit ....58
Valve and Electrical Lockout Kit ....58
Valve Lockout Kit ....59
Small Adjustable Lockout Kit ....59
Lockout Intro Kit ....59
Gate Valve Lockout Kit ....60
Mini Lockout Starter Kit ....60
Personal Padlock Kit ....60

## Lockout Pouches & Bags

Lockout Visit Bag ....61
Lockout Satchel ....61
Personal Belt Pouch ....62
Lockout Belt Pouch ....62
Large Lockout Pouch ....62
Lockout Duffel Bag ....62
Lockout Tool Boxes ....62

## Lockout Stations & Boards

Industrial Strength Lockout Station ....63
Lock Boards ....63
Adjustable Lockout Stations ....63

## Tagout

Warning Tags ....64
Brady Safety Tags ....65
Photo Tags ....66
Machine Related Risk Warning Tags ....66
Brady Custom Tags ....66
Two-part perforated tags ....67
Laminat™ Tags ....68
Blank Utility Tags ....68
Coloured Nylon Ties ....68
Tag Holder ....69
Safety Tag Station ....69
Magnetic Signs ....69
Energy Source Labels & Tags ....70
Sign and Label Printers ....71

## Safety Lockout

Allow six workers to lock out a single energy source!

- Vinyl Coated High Tensile Steel
- 6 padlocks can be applied
- Padlock holes diameter: 11 mm
- Hook edge dimensions: 2 mm x 6 mm

| Order Reference | Colour | Shackle Width (mm) | Max. Shackle Diameter (mm) | Min. Shackle Clearance (mm) | Additional Information | Packaging |
|---|---|---|---|---|---|---|
| 805840 | Red | 25.00 | 9.50 | 20.00 | - | 12 |
| 805842 | Yellow | 25.00 | 9.50 | 20.00 | - | 12 |
| 805841 | Red | 38.00 | 9.50 | 20.00 | - | 12 |
| 805843 | Yellow | 38.00 | 9.50 | 20.00 | - | 12 |
| 105718 | Red | 25.00 | 9.50 | 20.00 | Tamperproof interlocking tabs to prevent unauthorised opening. | 1 |
| 105719 | Red | 38.00 | 9.50 | 20.00 | Tamperproof interlocking tabs to prevent unauthorised opening. | 1 |

Consult the technical datasheet LOTO64 on bradyeurope.com/tds for the lockouts with tabs

Consult the technical datasheet LOTO66 on bradyeurope.com/tds for the other lockouts

## Stubby Lockout

Lock out small switch boxes to large control units and levers with one device - no need for separate hasps of different sizes!

- Two-in-one hasp sizes: 31.75 x 44.45 and 19 mm diameter
- To be used when lockout conditions vary in size
- 6 padlocks can be applied
- Hook edge dimensions: 3 mm x 8 mm

| Order Reference | Colour | Max. Shackle Diameter (mm) | Min. Shackle Clearance (mm) | Packaging |
|---|---|---|---|---|
| 236919 | Red | 10.00 | 20.00 | 1 |

## Economy Lockout

- Use on fuse or switch boxes
- Made from sturdy steel
- Hasp shackle diameter: 25.4 mm
- 6 padlocks can be applied

| Order Reference | Colour | Max. Shackle Diameter (mm) | Min. Shackle Clearance (mm) | Packaging |
|---|---|---|---|---|
| 236920 | Red | 10.00 | 20.00 | 1 |

## Nylon Lockout Hasp

Locks out any piece of equipment safely and effectively.

- Non-conductive nylon hasps accommodates up to 6 locks
- Withstands up to 450 kg, yet weighs only 30 g
- Lockout Shackle fits in holes with a minimum diameter of 7 mm

| Order Reference | Colour | Max. Shackle Diameter (mm) | Min. Shackle Clearance (mm) | Packaging |
|---|---|---|---|---|
| 236916 | Orange | 9.00 | 20.00 | 1 |

Consult the technical datasheet LOTO35 on bradyeurope.com/tds

## Dual Safety Hasps

This lockout device enables a supervisory padlock (6 holes) or two supervisory padlocks (12 holes) to remain safely locked in place, ensuring that the machine remains isolated.

- Foolproof access to the hasp entry and a tamperproof locking facility add another degree of safety
- Made from marine grade stainless steel (316)
- The lockout device has a 5.7 mm shackle that will fit most electrical & switch gear cabinets and distribution boards
- Available in 6 holes x 1 supervisory, or 12 holes x 2 supervisory configurations

| Order Reference | Description | Colour | Shackle Width (mm) | Packaging |
|---|---|---|---|---|
| 873384 | Dual Level 12 Hole Safety Lockout | Red | 35.00 | 1 |
| 852439 | Dual Level 6 Hole Safety Lockout | Red | 35.00 | 1 |

## Non-Conductive Lockout Hasp

Offers high flexibility, resistance to cracking and most chemicals and has excellent electrical insulating characteristics!

- Made of strong, rigid red plastic resin
- Performs at low temperatures, excellent heat resistance
- Lockout Shackle fits in holes with a minimum diameter of 10 mm

| Order Reference | Description | Colour | Max. Shackle Diameter (mm) | Min. Shackle Clearance (mm) | Packaging |
|---|---|---|---|---|---|
| 045582 | Non-Conductive Lockout Hasp | Red | 9.00 | 20.00 | 1 |

## Labelled Safety Lockout Hasps

### Combination of lockout and tagout - one device for multi-task performance!

- A single employee can lock out and service equipment, and up to 5 additional employees can apply their locks and tags
- Tough 5052 anodised aluminium alloy
- Use pens, pencils and permanent markers
- Text from pens and pencils can be erased

| Order Reference | Text/Legend | Colour | Max. Shackle Diameter (mm) | Min. Shackle Clearance (mm) | Height (mm) | Width (mm) | Depth (mm) | Packaging |
|---|---|---|---|---|---|---|---|---|
| 265390 | DO NOT OPERATE | Red | 8.00 | 20.00 | 184.10 | 76.20 | 4.70 | 5 |
| 265391 | NICHT SCHALTEN | Red | 8.00 | 20.00 | 184.10 | 76.20 | 4.70 | 5 |
| 265392 | NIET BEDIENEN | Red | 8.00 | 20.00 | 184.10 | 76.20 | 4.70 | 5 |
| 265393 | NE PAS FAIRE FONCTIONNER | Red | 8.00 | 20.00 | 184.10 | 76.20 | 4.70 | 5 |
| 811106 | NO PONER EN FUNCIONAMIENTO | Red | 8.00 | 20.00 | 184.10 | 76.20 | 4.70 | 5 |

## Labelled Group Lockout Hasps

### Make sure your workers are safe by supplying labelled lockout hasps for all of their group lockout procedures.

- Constructed from tough 5052 anodised aluminium alloy
- Includes tamperproof locking tabs
- Write-on label surface accepts pencils, pen or marker
- Pen and pencil markings can be easily erased, allowing repeated use
- Combination pack contains 1 of each colour
- Legend on the front side: DANGER DO NOT OPERATE
- Lock holes 8 mm
- 6 padlocks can be applied

| Order Reference | Colour | Height (mm) | Width (mm) | Depth (mm) | Packaging |
|---|---|---|---|---|---|
| DANGER This energy source has been LOCKED OUT. | | | | | |
| 065960 | Red | 180.00 | 76.00 | 5.00 | 5 |
| 065961 | Silver | 180.00 | 76.00 | 5.00 | 5 |
| 065962 | Blue | 180.00 | 76.00 | 5.00 | 5 |
| 065963 | Green | 180.00 | 76.00 | 5.00 | 5 |
| 065964 | Gold | 180.00 | 76.00 | 5.00 | 5 |
| 065967 | 1 each Red, Silver, Blue, Green & Gold | 180.00 | 76.00 | 5.00 | 5 |

| Order Reference | Colour | Height (mm) | Width (mm) | Depth (mm) | Packaging |
|---|---|---|---|---|---|
| DANGER Only the individual(s) who have signed below may remove this lock/tag. | | | | | |
| 065970 | Red | 180.00 | 76.00 | 5.00 | 5 |
| 065971 | Silver | 180.00 | 76.00 | 5.00 | 5 |
| 065972 | Blue | 180.00 | 76.00 | 5.00 | 5 |
| 065973 | Green | 180.00 | 76.00 | 5.00 | 5 |
| 065974 | Gold | 180.00 | 76.00 | 5.00 | 5 |
| 065975 | 1 each Red, Silver, Blue, Green & Gold | 180.00 | 76.00 | 5.00 | 5 |

## Blank Safety Lockout Hasp

- Made from aluminium
- Available in several colours
- 6 padlocks can be applied

**Remember you can easily customise blank hasps with Brady labels.**

| Order Reference | Colour | Max. Shackle Diameter (mm) | Min. Shackle Clearance (mm) | Height (mm) | Width (mm) | Depth (mm) | Packaging |
|---|---|---|---|---|---|---|---|
| 225196 | Silver | 8.00 | 20.00 | 184.10 | 76.20 | 4.70 | 5 |
| 225198 | Green | 8.00 | 20.00 | 184.10 | 76.20 | 4.70 | 5 |
| 265399 | Red | 8.00 | 20.00 | 184.10 | 76.20 | 4.70 | 5 |



## Heavy Duty Steel Lockout

### Tamper-proof design which prevents vandalism

- Solid U-shape steel bolt cannot be pried apart once locks are in place
- Holds up to 3 locks
- Inside diameter of U-shape bolt is 25.4 mm

| Order Reference | Description | Max. Shackle Diameter (mm) | Min. Shackle Clearance (mm) | Packaging |
|---|---|---|---|---|
| 230000 | Heavy Duty Steel Hasp + 150 mm chain | 9.00 | 20.00 | 1 |
| 236918 | Heavy Duty Steel Hasp | 9.00 | 20.00 | 1 |

Consult the technical datasheet LOTO69 on bradyeurope.com/tds


BRADY WHEN PERFORMANCE MATTERS MOST™

Brady offers a range of well-equipped Lockout Tagout kits. The kits are designed to help workers to establish an effective and safe lockout programme and to help them comply with company lockout procedures and health and safety regulations. The range consists of several different Lockout Tagout kits, where each kit has been designed with a different need in mind.

**Remember - an effective lockout procedure saves time, saves money and saves lives!**

## Ultimate Lockout Kit

This is our most extensive Lockout/Tagout kit and includes everything a larger company might need for their Lockout/Tagout programme as well as training material.

| Order Reference | Description | Packaging |
|---|---|---|
| 806178 | Ultimate Lockout Kit | 1 |

### Content

| Order Reference | Description | Quantity/ Kit |
|---|---|---|
| 833918 | Lockout / Tagout – Global Best Practice Training Movie. Reduce work accidents! | 1 |
| 050899 | Large Universal Valve Lockout Base Clamping Unit | 1 |
| 065403 | Large Blocking Arm | 1 |
| 051395 | Cable attachment with 2.44 metre sheathed cable. Cable diameter 3.25 mm | 1 |
| 064057 | Adjustable Gate Valve Lockout | 1 |
| 050943 | All Purpose Cable Lockout with Vinyl Coated Metal Cable - 2.44 m | 1 |
| 065675 | Lockout Devices for Plug Connections - Large | 1 |
| 256960 | Butterfly Valve Lockout | 1 |
| 046139 | Cylinder Tank Lockout | 1 |
| 045629 | Gas Cylinder Lockout | 1 |
| 050940 | Mini Cable Lockout with steel cable | 1 |
| 065396 | No Hole Circuit Breaker Lockout - 277 Volt Device | 1 |
| 065397 | No Hole Circuit Breaker Lockout - 480-600 Volts Device | 1 |
| 090891 | 480-600V Breaker Lockout Kit | 1 |
| 805853 | Miniature Breaker Lockout Demo Kit | 1 |
| 805814 | Economy Multi-Pole Breaker Lockout | 1 |

| Order Reference | Description | Quantity/ Kit |
|---|---|---|
| 236916 | Nylon Lockout Hasp | 1 |
| 051339 | Safety Padlocks - Standard | 6 |
| 805840 | Safety Lockout | 12 |
| 099162 | Lockout Duffel Bag | 1 |
| 256565 | Tag: "DO NOT OPERATE - Maintenance Department This Lock/Tag may only be removed by:" 75 x 160 mm | 10 |
| 050979 | Large Lockout Pouch | 1 |
| 051172 | Lockout Belt Pouch | 1 |
| 087052 | Permanent Marker - Fine | 1 |

**BRADY Customize-it**

**Interested in Custom Kits tailored to your needs? Contact your Brady distributor or our customer service.**

## Electrical Lockout Kit

Our electrical lockout kit gives you all the basics to lock out breakers, electrical plugs, wall switches and fuses.

| Order Reference | Description | Packaging |
|---|---|---|
| 805909 | Electrical Lockout Kit | 1 |

### Content

| Order Reference | Description | Quantity/ Kit |
|---|---|---|
| 066321 | Universal Multi-Pole Breaker Lockout | 1 |
| 065396 | No Hole Circuit Breaker Lockout - 277 Volt Device | 1 |
| 065404 | Extra Cleats for 120/277V Lockout | 6 |
| 065397 | No Hole Circuit Breaker Lockout - 480-600 Volts Device | 1 |
| 065406 | Extra Cleats for 480/600V Lockout | 6 |
| 805853 | Miniature Breaker Lockout Demo Kit* | 1 |
| 051339 | Safety Padlocks - Standard | 2 |
| 236916 | Nylon Lockout Hasp | 1 |
| 045582 | Non-Conductive Lockout Hasp | 1 |
| 050979 | Large Lockout Pouch | 1 |
| 256566 | Tag: "DO NOT OPERATE Electrician At Work - This Lock/Tag may only be removed by:" 75 x 160 mm | 10 |
| 087052 | Permanent Marker - Fine | 1 |

## Valve and Electrical Lockout Kit

Our combination lockout kit gives you everything you need to lock out the most common mechanical and electrical control points.

| Order Reference | Description | Packaging |
|---|---|---|
| 806174 | Valve and Electrical Lockout Kit | 1 |

### Content

| Order Reference | Description | Quantity/ Kit |
|---|---|---|
| 050899 | Large Universal Valve Lockout Base Clamping Unit | 1 |
| 065403 | Large Blocking Arm | 1 |
| 051395 | Cable attachment with 2.44 metre sheathed cable. Cable diameter 3.25 mm | 1 |
| 064057 | Adjustable Gate Valve Lockout | 1 |
| 050943 | All Purpose Cable Lockout with Vinyl Coated Metal Cable - 2.44 m | 1 |
| 065675 | Lockout Devices for Plug Connections - Large | 1 |
| 065396 | No Hole Circuit Breaker Lockout - 277 Volt Device | 1 |
| 065397 | No Hole Circuit Breaker Lockout - 480-600 Volts Device | 1 |
| 090891 | 480-600V Breaker Lockout Kit | 1 |
| 805853 | Miniature Breaker Lockout Demo Kit | 1 |
| 236916 | Nylon Lockout Hasp | 1 |
| 051339 | Safety Padlocks - Standard | 6 |
| 805840 | Safety Lockout | 12 |
| 099162 | Lockout Duffel Bag | 1 |
| 256565 | Tag: "DO NOT OPERATE - Maintenance Department This Lock/Tag may only be removed by:" 75 x 160 mm | 10 |
| 087052 | Permanent Marker - Fine | 1 |


BRADY WHEN PERFORMANCE MATTERS MOST™

## Valve Lockout Kit

| Order Reference | Description | Packaging |
|---|---|---|
| 806175 | Valve Lockout Kit | 1 |

### Content

| Order Reference | Description | Quantity/ Kit |
|---|---|---|
| 050899 | Large Universal Valve Lockout Base Clamping Unit | 1 |
| 065403 | Large Blocking Arm | 1 |
| 051395 | Cable attachment with 2.44 metre sheathed cable. Cable diameter 3.25 mm | 1 |
| 064057 | Adjustable Gate Valve Lockout | 1 |
| 050943 | All Purpose Cable Lockout with Vinyl Coated Metal Cable - 2.44 m | 1 |
| 051339 | Safety Padlocks - Standard | 6 |
| 805840 | Safety Lockout | 12 |
| 256565 | Tag: "DO NOT OPERATE - Maintenance Department This Lock/Tag may only be removed by:" 75 x 160 mm | 10 |
| 806200 | Lockout Satchel | 1 |
| 087052 | Permanent Marker - Fine | 1 |

## Small Adjustable Lockout Kit

Our valve lockout kit gives you everything you need to lock out gate, ball, butterfly and other valves

| Order Reference | Description | Packaging |
|---|---|---|
| 806176 | Small Adjustable Lockout Kit | 1 |

### Content

| Order Reference | Description | Quantity/ Kit |
|---|---|---|
| 064057 | Adjustable Gate Valve Lockout | 1 |
| 050943 | All Purpose Cable Lockout with Vinyl Coated Metal Cable - 2.44 m | 1 |
| 051339 | Safety Padlocks - Standard | 2 |
| 805840 | Safety Lockout | 2 |
| 050924 | Small Universal Valve Lockout Base Clamping Unit | 1 |
| 065402 | Small Blocking Arm | 1 |
| 256565 | Tag: "DO NOT OPERATE - Maintenance Department This Lock/Tag may only be removed by:" 75 x 160 mm | 10 |
| 050979 | Large Lockout Pouch | 1 |
| 087052 | Permanent Marker - Fine | 1 |

## Lockout Intro Kit

Our Lockout Intro kit gives you everything you need to get started in locking out most common mechanical risks.

| Order Reference | Description | Packaging |
|---|---|---|
| 805877 | Lockout Intro Kit | 1 |

### Content

| Order Reference | Description | Quantity/ Kit |
|---|---|---|
| 050924 | Small Universal Valve Lockout Base Clamping Unit | 1 |
| 065402 | Small Blocking Arm | 1 |
| 051395 | Cable attachment with 2.44 metre sheathed cable. Cable diameter 3.25 mm | 1 |
| 050943 | All Purpose Cable Lockout with Vinyl Coated Metal Cable - 2.44 m | 1 |
| 051339 | Safety Padlocks - Standard | 2 |
| 050979 | Large Lockout Pouch | 1 |
| 262950 | Tag: "This Lock/Tag may only be removed by:" 75 x 160 mm | 10 |
| 087052 | Permanent Marker - Fine | 1 |

## Gate Valve Lockout Kit

Our gate valve lockout satchel kit includes five sizes of gate valve lockouts in a handy red satchel with a shoulder strap

| Order Reference | Description | Packaging |
|---|---|---|
| 806177 | Gate Valve Lockout Kit | 1 |

### Content

| Order Reference | Description | Quantity/ Kit |
|---|---|---|
| 065560 | 25-64 mm red Gate Valve Lockout | 1 |
| 065561 | 64-127 mm red Gate Valve Lockout | 1 |
| 065562 | 127-165 mm red Gate Valve Lockout | 1 |
| 065563 | 165-254 mm red Gate Valve Lockout | 1 |
| 065564 | 254-330 mm red Gate Valve Lockout | 1 |
| 051339 | Safety Padlocks - Standard | 6 |
| 256565 | Tag: "DO NOT OPERATE - Maintenance Department This Lock/Tag may only be removed by:" 75 x 160 mm | 10 |
| 806200 | Lockout Satchel | 1 |
| 087052 | Permanent Marker - Fine | 1 |

## Mini Lockout Starter Kit

| Order Reference | Description | Packaging |
|---|---|---|
| 805856 | Mini Lockout Starter Kit | 1 |

### Content

| Order Reference | Description | Quantity/ Kit |
|---|---|---|
| 805840 | Safety Lockout - 25 mm - red | 1 |
| 805842 | Safety Lockout - 25 mm - yellow | 1 |
| 805841 | Safety Lockout - 38 mm - red | 1 |
| 805843 | Safety Lockout - 38 mm - yellow | 1 |
| 051339 | Safety Padlocks - 38 mm - one of each colour | 6 |
| 236916 | Nylon Lockout Hasp | 1 |

## Personal Padlock Kit

Convenient way to carry padlocks (2 in kit), hasps and keys.

- The pouch has a clear plastic face to display identification
- The heavy duty retractable key holder features a Kevlar cord with split ring attachment, and is extendable to 1200 mm
- Key holder can be attached to the pouch or can be used on its own!

| Order Reference | Description | Packaging |
|---|---|---|
| 873872 | Personal Padlock Kit | 1 |

### Content

| Order Reference | Description | Quantity/ Kit |
|---|---|---|
| 873871 | Personal belt pouch (pouch only) | 1 |
| 874074 | Heavy duty retractable Key holder | 1 |
| 805840 | Safety Hasp - 25 mm - red | 1 |
| 051339 | Safety Padlocks - 38 mm - red | 2 |

## Lockout Visit Bag

**The Lockout/Tagout visit bag has several pockets to store and smoothly retrieve any Lockout/Tagout product.**

- Some of the bigger pockets are excellent storage compartments for the larger gate valve lockout device, the universal lockout device and similar size products.
- A small, complimentary bag to store accessories and small devices accompanies the Lockout/Tagout Visit Bag. All padlocks & keys, hasps or circuit breakers go into the small bag. Once you open it, you'll immediately have a clear overview of its contents.
- The small bag fits perfectly in one of the big bag's pockets and can be used as a standalone or in combination with the Lockout/Tagout Visit Bag.

| Order Reference | Description | Height (mm) | Width (mm) | Depth (mm) | Packaging |
|---|---|---|---|---|---|
| 830931 | LOTO Sales Bag - Large Bag Empty | 330.00 | 450.00 | 200.00 | 1 |
| 830932 | LOTO Sales Bag - Large Bag Filled | 330.00 | 450.00 | 200.00 | 1 |
| 830933 | LOTO Sales Bag - Small Bag Empty | 320.00 | 420.00 | 45.00 | 1 |
| 830934 | LOTO Sales Bag - Small Bag Filled | 320.00 | 420.00 | 45.00 | 1 |
| 830935 | LOTO Sales Bag - Complete Filled Bag | 330.00 | 450.00 | 200.00 | 1 |

*Complete Filled Bag = Large Bag Filled + Small Bag Filled

**Note that the filled bags contain 1 unit of each reference mentioned below. Replacements can only be acquired by ordering standard product packages. The references indicated in this document are the standard references from the pricelist.**

### Content Big Bag

| Order Reference | Description | Page |
|---|---|---|
| 050943 | All Purpose Cable Lockout with Vinyl Coated Metal Cable - 2.44 m | 36 |
| 065562 | Brady Gate Valve Lockouts | 41 |
| 051395 | Cable attachment with 2.44 metre sheathed cable. Cable diameter 3.25 mm | 37 |
| 065403 | Large Blocking Arm | 39 |
| 050899 | Large Universal Valve Lockout Base Clamping Unit | 37 |
| 050940 | Mini Cable Lockout with steel cable | 37 |
| 225340 | Non-Conductive Ball Valve Lockout | 40 |
| 225206 | Operating Tool | 38 |
| 800110 | Prinzing Ball Valve Lockout | 40 |
| 225203 | Pro-Lock + Cable - 1.5 m | 38 |

### Content Small Bag

| Order Reference | Description | Page |
|---|---|---|
| 090891 | 480-600V Breaker Lockout Kit* | 46 |
| 814073 | Aluminium padlocks - Aluminium Shackle | 22 |
| 241719 | Brady Safety Tags | 61 |
| 051354 | Brass Padlocks | 21 |
| 065404 | Extra Cleats for 120/277V Lockout | 47 |
| 814097 | Laminated Steel Padlocks - Key retaining | 24 |
| 090847 | Miniature Circuit Breaker Lockouts - Pin-In Standard | 45 |
| 090844 | Miniature Circuit Breaker Lockouts - Pin-Out Standard | 45 |
| 090850 | Miniature Circuit Breaker Lockouts - Pin-Out Wide | 45 |
| 090853 | Miniature Circuit Breaker Lockouts - Tie-Bar | 45 |
| 065396 | No Hole Circuit Breaker Lockout - 277 Volt Device | 47 |
| 236916 | Nylon Lockout Hasp | 55 |
| 065329 | Oversized 480-600 Breaker Lockout Device | 47 |
| 805840 | Safety Lockout | 54 |
| 814116 | Safety Padlocks - Compact | 20 |
| 814126 | Safety Padlocks - Compact | 20 |
| 814136 | Safety Padlocks - Compact | 20 |
| 814146 | Safety Padlocks - Compact | 20 |
| 813594 | Safety Padlocks - Nylon Shackle | 19 |
| 051339 | Safety Padlocks - Standard | 19 |
| 236919 | Stubby Lockout | 54 |
| 265549 | Tagout: Warning Tags | 61 |
| 066321 | Universal Multi-Pole Breaker Lockout | 46 |

## Lockout Satchel

- Made of 1000 denier red cordura nylon with a 95 cm shoulder strap
- Includes latchable front pocket and two side mesh holders

| Order Reference | Description | Height (mm) | Width (mm) | Depth (mm) | Packaging |
|---|---|---|---|---|---|
| 806200 | Lockout Satchel | 355.00 | 380.00 | 100.00 | 1 |

## Personal Belt Pouch

A convenient way to carry padlocks, hasps and keys in a handy pouch. This is an empty pouch, allowing you to fill with content of your choice.

- The pouch has a clear plastic face to display identification

| Order Reference | Description | Packaging |
|---|---|---|
| 873871 | Personal belt pouch (pouch only) | 1 |

## Lockout Belt Pouch

Simply fill the pouch with the lockout devices you need and have them handy when they are required.

- Made of heavy duty nylon with loops for hanging on a belt

| Order Reference | Description | Height (mm) | Width (mm) | Depth (mm) | Packaging |
|---|---|---|---|---|---|
| 051172 | Lockout Belt Pouch | 120.00 | 190.00 | 50.00 | 1 |

## Large Lockout Pouch

Create your own custom lockout kit and use the pouch to store it neatly.

- Made of nylon with attachment loop on back

| Order Reference | Description | Height (mm) | Width (mm) | Depth (mm) | Packaging |
|---|---|---|---|---|---|
| 050979 | Large Lockout Pouch | 203.00 | 178.00 | 76.00 | 1 |

## Lockout Duffel Bag

- Made of 600 denier polyester with a 95 cm removable shoulder strap and 8 inside pockets

| Order Reference | Description | Height (mm) | Width (mm) | Depth (mm) | Packaging |
|---|---|---|---|---|---|
| 099162 | Lockout Duffel Bag | 215.00 | 420.00 | 125.00 | 1 |

## Lockout Tool Boxes

- Made of rugged polypropylene with nickel-plated steel clasps
- Supplied with removeable tray and two handy storage pockets built into the lid

| Order Reference | Description | Height (mm) | Width (mm) | Depth (mm) | Packaging |
|---|---|---|---|---|---|
| 105906 | Medium Lockout Toolbox | 198.12 | 411.48 | 185.42 | 1 |
| 105905 | Small Lockout Toolbox | 180.34 | 355.60 | 139.70 | 1 |

## Industrial Strength Lockout Station

- Lockable all metal, yellow Powder-coated cabinet
- Lockout Safety Tips on inside of door
- Can hold a wide variety of lockout devices
- Can be wall mounted or easily transported

| Order Reference | Description | Height (mm) | Width (mm) | Depth (mm) | Packaging |
|---|---|---|---|---|---|
| 800123 | Industrial Strength Lockout Station | 406.00 | 355.00 | 152.00 | 1 |
| 800129 | Industrial Strength Lockout Station - Additional Shelf | - | - | - | 1 |

## Lock Boards

Brady's high visibility lock boards make your locks, tags and lockouts easy to find and use. Built for the toughest conditions, these lock boards are made of durable plastic material.

The lock boards are available as boards only. No components are included.

| Order Reference | Description | Material | Height (mm) | Width (mm) | Packaging |
|---|---|---|---|---|---|
| 050989 | 5-Lock Board | Acrylic | 292.00 | 393.00 | 1 |
| 050990 | 10-Lock Board | Acrylic | 342.00 | 342.00 | 1 |
| 050991 | 20-Lock Board | Acrylic | 597.00 | 292.00 | 1 |
| 050992 | 36-Lock Board | Acrylic | 546.00 | 597.00 | 1 |

5-Lock Board

10-Lock Board

20-Lock Board

36-Lock Board

## Adjustable Lockout Stations

- Constructed of sturdy polystyrene with pre-drilled holes for easy wall mounting
- Pre-drilled pegboard-style holes for hooks
- Hooks can be arranged in a multitude of ways
- Available from portable to extra large sizes

The lockout stations are available as boards only. No components are included.

| Order Reference | Description | Material | Height (mm) | Width (mm) | Depth (mm) | Packaging |
|---|---|---|---|---|---|---|
| 050993 | Adjustable Lockout Stations - Extra-large Lockout Station | Sturdy Polystyrene | 762.00 | 635.00 | 133.00 | 1 |
| 050994 | Adjustable Lockout Stations - Large Lockout Station | Sturdy Polystyrene | 660.00 | 495.00 | 127.00 | 1 |
| 050997 | Adjustable Lockout Stations - Small Lockout Station | Sturdy Polystyrene | 591.00 | 311.00 | 97.00 | 1 |
| 811217 | Portable Lockout Station | Rust Proof Polypropylene | 432.00 | 432.00 | 171.00 | 1 |

Adjustable Lockout Stations - Extra-large Lockout Station

Adjustable Lockout Stations - Large Lockout Station

Adjustable Lockout Stations - Small Lockout Station

Portable Lockout Station

**Tagout is the placement of a tag, which indicates that the energy-isolating device and the equipment being controlled MUST NOT be operated until the tag has been removed.**

## Warning Tags

Indicate who is responsible for placing a Lockout device and who is authorised to remove it or make changes to it.

- Flexible polyester, resistant to water, oil and extreme temperatures
- Matt surface, can be written on with a ball point or felt-tip pen
- Hole diameter 7 mm, allows for placement on a padlock shackle
- Packaging: 10 tags with 10 cable ties

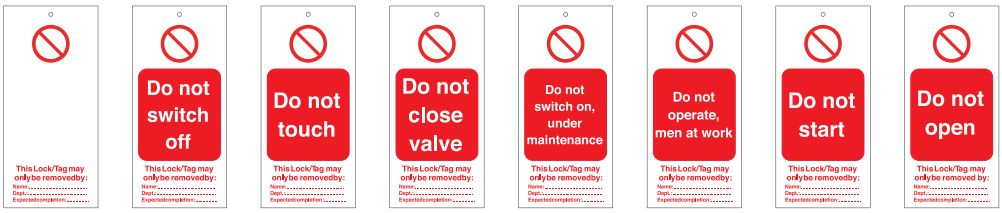


| Height (mm) | Width (mm) | Order Reference | | | | | | | |
|---|---|---|---|---|---|---|---|---|---|
| 110.00 | 50.00 | 225400 | 225401 | 225402 | 225403 | 225404 | 225405 | 225406 | 225408 |
| 160.00 | 75.00 | 262950 | 262951 | 262952 | 262953 | 262954 | 262957 | 265549 | 265550 |

| Height (mm) | Width (mm) | Order Reference | | | | | | | |
|---|---|---|---|---|---|---|---|---|---|
| 110.00 | 50.00 | 225409 | 225410 | 225411 | 225412 | 225407 | 225413 | 225414 | 225415 |
| 160.00 | 75.00 | 262962 | 262964 | 262965 | 256564 | 265548 | 256565 | 256566 | 256567 |

| Height (mm) | Width (mm) | Order Reference | | | Reverse | Order Reference | | |
|---|---|---|---|---|---|---|---|---|
| 110.00 | 50.00 | 225416 | 225418 | 225420 | | 225421 | 225422 | 225423 |
| 160.00 | 75.00 | 256571 | 225417 | 225419 | | 256572 | 256573 | 256575 |

Do not forget to order a Permanent Marker Pen (087052)

| Height (mm) | Width (mm) | Order Reference | | | | Reverse |
|---|---|---|---|---|---|---|
| 110.00 | 50.00 | 225424 | 225425 | 225426 | 225427 | |
| 160.00 | 75.00 | 256576 | 256577 | 256578 | 256579 | |



BRADY WHEN PERFORMANCE MATTERS MOST™

# Brady Safety Tags

## Provide on-the-spot identification of safety measures!

- Easy application: can be attached in just seconds
- Tags have ties attached and can be applied to just about any part of any machine. No need for extra ties!
- The tag is printed on both sides, making sure the vital information is always visible
- Material: Polyester Tag 0.250 mm thickness
- Size of attachment tie: 15 x 140 mm. Label size: 85 x 145 mm
- Packaging: 10 tags

| Order Reference | Order Reference | Order Reference | Order Reference |
|---|---|---|---|
| DANGER | DANGER Live wire | Do not use out of order | FAILED ELECTRICAL SAFETY TEST |
| 241700 | 241710 | 241716 | 241720 |
| | | | |









| CAUTION Out of Order | DANGER Contains asbestos | Do not switch on | TESTED FOR ELECTRICAL SAFETY |
|---|---|---|---|
| 241701 | 241712 | 241717 | 241721 |
| | | | |









| CAUTION Men working on this equipment | CAUTION Biohazard | Do not switch on under maintenance |
|---|---|---|
| 241703 | 241713 | 241718 |
| | | |

Reverse

| DANGER Electric shock risk | DANGER Radioactive material | Do not touch |
|---|---|---|
| 241708 | 241714 | 241719 |
| | | |

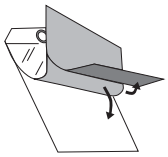

## Photo Tags

Photo tags can be personalised by writing on special instructions, hazards or warnings and also has an area where a relevant employee photograph can be included which will give a more personal message.

- Constructed of durable B-851 polyester
- Available with or without 1 mil (25,4 µm) polyester laminate on front
- Includes nylon fasteners

| Order Reference | Description | Height (mm) | Width (mm) | Packaging |
|---|---|---|---|---|
| 065500 | Photo Tags (without laminate) | 146.05 | 76.20 | 10 |
| 065501 | Self-laminating Photo Tags | 146.05 | 76.20 | 10 |
| 096222 | Self-laminating Photo Tags | 177.80 | 76.20 | 10 |

Front Reverse

## Machine Related Risk Warning Tags

- Pre-printed warning layout and blank reverse
- B-851 Polyester Tag
- Packaging: 10 tags




| Height (mm) | Width (mm) | Order Reference | | | |
|---|---|---|---|---|---|
| 160.00 | 75.00 | 230778 | 230779 | 230780 | 230781 |

## Brady Custom Tags

To produce your custom tag(s), Brady requires the following information for each type/design of the tag you need:

1. Select from the 3 basic types of tags: General Warning, Electrical Warning, Prohibition (see sample previews below)
2. Select the size (110 x 50 mm or 160 x 75 mm)
3. Indicate quantity of packs (1 pack consists of 10 pcs of tags and 10 pcs of cable ties)
4. Define your text for the box in the central area of the tag

Send your request for quotation containing all information listed above to your Brady representative or distributor

BRADY Customize-it

General Warning

Electrical Warning

Prohibition

# Two-part perforated tags

## Two-part tags provide enhanced operational control and record keeping.

The stub is removed when the tag is attached to a lockout point. Only the employee in possession of the stub has the authority to remove the tag. After the job is done, the stub is returned to management for verification and monitoring of Lockout/Tagout activity in the plant. Matching identification numbers are printed on each part.

**Heavy cardstock tags**

- Economical cardstock tags are easy to write on using pen, pencil or permanent marker (B-853)
- Tear resistant 9.5 mm rolled brass eyelet
- Tie strings included for quick, easy attachment

**Plastic Tags**

- 10 mil (1 mil = 25,4 µm) thick polyester enhances durability and makes it easy to remove chemicals, grease and grime (B-851)
- Write-on surface accepts marker, pen or pencil
- Weatherproof for outdoor use
- 9.5 mm rolled brass eyelet that fits over most padlock shackles
- Nylon cable ties included for easy, secure attachment

Reverse

| Order Reference | Text/Legend | Material | Height (mm) | Width (mm) | Packaging |
|---|---|---|---|---|---|
| 105371 | DO NOT OPERATE | Polyester | 177.80 | 101.60 | 25 |
| 105373 | DO NOT OPERATE | Cardstock | 177.80 | 101.60 | 25 |
| 105370 | EQUIPMENT LOCKED OUT | Polyester | 177.80 | 101.60 | 25 |
| 105372 | EQUIPMENT LOCKED OUT | Cardstock | 177.80 | 101.60 | 25 |

## Print Your Own Tags

See page 71 to find out more by Brady printers that will enable your to print your own tags when you need them, where you need them.

## Laminat™ Tags

Self-sealing Manila Tags for identification of material in tough environments, including valves, instruments, motors and other industrial components.

- Laminat™ Manila Tags are recommended to be used together with Brady's assortment of labels
- Material: B-7645 Polypropylene Tag with Polyester Overlaminate
- Colour: Yellow
- There are two versions of the tag, either supplied with or without stainless steel reinforcement ring

| Order Reference | Height (mm) | Width (mm) | Seal-up Area Height (mm) | Seal-up Area Width (mm) | Additional Information | Packaging |
|---|---|---|---|---|---|---|
| 620321 | 25.00 | 59.00 | 25.00 | 43.00 | – | 50 |
| 620322 | 25.00 | 59.00 | 25.00 | 43.00 | Reinforced with Rivet | 50 |
| 620323 | 25.00 | 150.00 | 25.00 | 135.00 | – | 50 |
| 620324 | 25.00 | 150.00 | 25.00 | 135.00 | Reinforced with Rivet | 50 |
| 622493 | 60.00 | 116.00 | 60.00 | 100.00 | Reinforced with Rivet | 50 |

## Blank Utility Tags

- Durable tags have a label area that allow your own custom printed label to be attached
- These tag are lightweight, non-corrosive, non conductive and impact resistant, have rounded corners and are hole punched
- Material: Laminated Polyester on a Plastic Tag
- Label area large tags: 106.60 x 63.50 mm
- Label area small tags: 76.20 x 38.10 mm
- Tags are sold individually

Print your labels using any of the printers in Brady's wide range of sign and label printers, like for example this BBP™33 Label Printer. See page 72 for details.

| Order Reference | Description | Colour | Width (mm) | Height (mm) |
|---|---|---|---|---|
| 041921 | Blank VIP Tags - Large | Black | 119.38 | 81.28 |
| 041923 | Blank VIP Tags - Large | Yellow | 119.38 | 81.28 |
| 041925 | Blank VIP Tags - Large | Red | 119.38 | 81.28 |
| 041927 | Blank VIP Tags - Large | Blue | 119.38 | 81.28 |
| 041929 | Blank VIP Tags - Large | Green | 119.38 | 81.28 |
| 087695 | Blank VIP Tags - Large | Orange | 119.38 | 81.28 |
| 087697 | Blank VIP Tags - Large | White | 119.38 | 81.28 |
| 087699 | Blank VIP Tags - Large | Grey | 119.38 | 81.28 |

| Order Reference | Description | Colour | Width (mm) | Height (mm) |
|---|---|---|---|---|
| 041920 | Blank VIP Tags - Small | Black | 93.98 | 55.88 |
| 041922 | Blank VIP Tags - Small | Yellow | 93.98 | 55.88 |
| 041924 | Blank VIP Tags - Small | Red | 93.98 | 55.88 |
| 041926 | Blank VIP Tags - Small | Blue | 93.98 | 55.88 |
| 041928 | Blank VIP Tags - Small | Green | 93.98 | 55.88 |
| 087694 | Blank VIP Tags - Small | Orange | 93.98 | 55.88 |
| 087696 | Blank VIP Tags - Small | White | 93.98 | 55.88 |
| 087698 | Blank VIP Tags - Small | Grey | 93.98 | 55.88 |

## Coloured Nylon Ties

Coloured nylon ties provide you with an option of colour coded application.



| Order Reference | Colour | Width (mm) | Length (mm) | Packaging |
|---|---|---|---|---|
| 622646 | Natural | 3.20 | 140.00 | 100 |
| 622680 | Blue | 3.60 | 140.00 | 100 |
| 622681 | Green | 3.60 | 140.00 | 100 |
| 622682 | Orange | 3.60 | 140.00 | 100 |
| 622683 | Violet | 3.60 | 140.00 | 100 |
| 622684 | Red | 3.60 | 140.00 | 100 |
| 622685 | Yellow | 3.60 | 140.00 | 100 |
| 622613 | Black | 3.60 | 203.00 | 100 |
| 622647 | Natural | 3.60 | 203.00 | 100 |
| 229956 | Blue | 3.60 | 205.00 | 100 |
| 229957 | Red | 3.60 | 205.00 | 100 |
| 229958 | Orange | 3.60 | 205.00 | 100 |
| 229959 | Yellow | 3.60 | 205.00 | 100 |
| 229960 | Green | 3.60 | 205.00 | 100 |
| 229961 | Violet | 3.60 | 205.00 | 100 |

## Tag Holder

- Compact - holds 50 tags, ties and marking pen (not included)
- Comes with adhesive strips and screws for mounting in a variety of ways
- Dimensions (H x W x D): 190 mm x 114 mm x 38 mm

No tags included.

| Order Reference | Description | Material | Packaging |
|---|---|---|---|
| 800125 | Tag Holder | Clear Plastic | 1 |

## Safety Tag Station

Organise your tags in a central position!

- Material: Rugged Polycarbonate Plastic construction
- Accommodates 146 x 76 mm tags

No tags included.

| Order Reference | Description | Material | Packaging |
|---|---|---|---|
| 081773 | 10-Pocket Tag Safety Station | Rugged Polycarbonate | 1 |

## Magnetic Signs

- Easy to apply and remove
- Packaging: 5 pieces

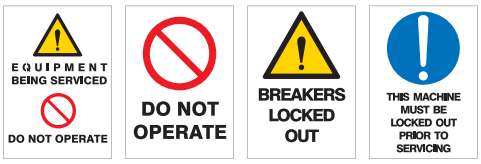


| Width (mm) | Height (mm) | Order Reference | | | |
|---|---|---|---|---|---|
| 105.00 | 148.00 | 256964 | 256965 | 256966 | 256967 |

# Energy Source Labels & Tags

ENERGY SOURCE TAGS CAN BE USED TO MARK YOUR FACILITY'S POINTS OF CONTROL FOR ENERGY SOURCES. THESE TAGS HELP MAKE THE LOCKOUT PROCESS QUICKER, SAFER AND EASIER.

## Control Panel

Rigid Polypropylene, 75.00 x 38.00 mm, pack of 25 tags

| Order Reference | Text/Legend |
|---|---|
| 138396 | CP-1 |
| 138397 | CP-2 |
| 138398 | CP-3 |
| 138732 | CP-4 |
| 138733 | CP-5 |
| 138734 | CP-6 |
| 138735 | CP-7 |
| 138736 | CP-8 |
| 138737 | CP-9 |
| 138738 | CP-10 |

## Valve

Rigid Polypropylene, 75.00 x 38.00 mm, pack of 25 tags

| Order Reference | Text/Legend |
|---|---|
| 138439 | V-1 |
| 138440 | V-2 |
| 138441 | V-3 |
| 138442 | V-4 |
| 138443 | V-5 |
| 138787 | V-6 |
| 138788 | V-7 |
| 138789 | V-8 |
| 138790 | V-9 |
| 138791 | V-10 |
| 138792 | V-11 |
| 138793 | V-12 |
| 138794 | V-13 |
| 138795 | V-14 |
| 138796 | V-15 |
| 138797 | V-16 |
| 138798 | V-17 |
| 138799 | V-18 |
| 138800 | V-19 |
| 138801 | V-20 |

## Thermal

Rigid Polypropylene, 75.00 x 38.00 mm, pack of 25 tags

| Order Reference | Text/Legend |
|---|---|
| 138434 | T-1 |
| 138437 | T-2 |
| 138438 | T-3 |
| 138780 | T-4 |
| 138781 | T-5 |
| 138782 | T-6 |
| 138783 | T-7 |
| 138784 | T-8 |
| 138785 | T-9 |
| 138786 | T-10 |

## Pneumatic

Rigid Polypropylene, 75.00 x 38.00 mm, pack of 25 tags

| Order Reference | Text/Legend |
|---|---|
| 138405 | P-1 |
| 138406 | P-2 |
| 138407 | P-3 |
| 138408 | P-4 |
| 138409 | P-5 |
| 138739 | P-6 |
| 138740 | P-7 |
| 138741 | P-8 |
| 138742 | P-9 |
| 138743 | P-10 |

## Hydraulic

Rigid Polypropylene, 75.00 x 38.00 mm, pack of 25 tags

| Order Reference | Text/Legend |
|---|---|
| 138410 | H-1 |
| 138411 | H-2 |
| 138412 | H-3 |
| 138744 | H-4 |
| 138745 | H-5 |
| 138746 | H-6 |
| 138747 | H-7 |
| 138748 | H-8 |
| 138749 | H-9 |
| 138750 | H-10 |

## Kinetic

Rigid Polypropylene, 75.00 x 38.00 mm, pack of 25 tags

| Order Reference | Text/Legend |
|---|---|
| 138431 | K-1 |
| 138432 | K-2 |
| 138433 | K-3 |
| 138773 | K-4 |
| 138774 | K-5 |
| 138775 | K-6 |
| 138776 | K-7 |
| 138777 | K-8 |
| 138778 | K-9 |
| 138779 | K-10 |

## Glycol

Rigid Polypropylene, 75.00 x 38.00 mm, pack of 25 tags

| Order Reference | Text/Legend |
|---|---|
| 138444 | GL-1 |
| 138445 | GL-2 |
| 138446 | GL-3 |
| 138802 | GL-4 |
| 138803 | GL-5 |
| 138804 | GL-6 |
| 138805 | GL-7 |
| 138806 | GL-8 |
| 138807 | GL-9 |
| 138808 | GL-10 |

## Water

Rigid Polypropylene, 75.00 x 38.00 mm, pack of 25 tags

| Order Reference | Text/Legend |
|---|---|
| 138413 | W-1 |
| 138414 | W-2 |
| 138415 | W-3 |
| 138416 | W-4 |
| 138417 | W-5 |
| 138751 | W-6 |
| 138752 | W-7 |
| 138753 | W-8 |
| 138754 | W-9 |
| 138755 | W-10 |

## Steam

Rigid Polypropylene, 75.00 x 38.00 mm, pack of 25 tags

| Order Reference | Text/Legend |
|---|---|
| 138423 | S-1 |
| 138424 | S-2 |
| 138425 | S-3 |
| 138426 | S-4 |
| 138427 | S-5 |
| 138761 | S-6 |
| 138762 | S-7 |
| 138763 | S-8 |
| 138764 | S-9 |
| 138765 | S-10 |

## Gas

Rigid Polypropylene, 75.00 x 38.00 mm, pack of 25 tags

| Order Reference | Text/Legend |
|---|---|
| 138418 | G-1 |
| 138419 | G-2 |
| 138420 | G-3 |
| 138421 | G-4 |
| 138422 | G-5 |
| 138756 | G-6 |
| 138757 | G-7 |
| 138758 | G-8 |
| 138759 | G-9 |
| 138760 | G-10 |

## Chemical

Rigid Polypropylene, 75.00 x 38.00 mm, pack of 25 tags

| Order Reference | Text/Legend |
|---|---|
| 138428 | C-1 |
| 138429 | C-2 |
| 138430 | C-3 |
| 138766 | C-4 |
| 138767 | C-5 |
| 138768 | C-6 |
| 138769 | C-7 |
| 138770 | C-8 |
| 138771 | C-9 |
| 138772 | C-10 |

## Electrical

Rigid Polypropylene, 75.00 x 38.00 mm, pack of 25 tags

| Order Reference | Text/Legend |
|---|---|
| 138399 | E-1 |
| 138401 | E-2 |
| 138402 | E-3 |
| 138403 | E-4 |
| 138404 | E-5 |
| 138447 | E-6 |
| 138448 | E-7 |
| 138449 | E-8 |
| 138450 | E-9 |
| 138451 | E-10 |
| 138829 | E-11 |
| 138830 | E-12 |
| 138831 | E-13 |
| 138832 | E-14 |
| 138833 | E-15 |
| 138834 | E-16 |
| 138835 | E-17 |
| 138836 | E-18 |
| 138837 | E-19 |
| 138838 | E-20 |

Laminated Polyester, 19.00 x 13.00 mm, sheet of 100 labels

| Order Reference | Text/Legend |
|---|---|
| 138452 | E-1 |
| 138453 | E-2 |
| 138454 | E-3 |
| 138455 | E-4 |
| 138456 | E-5 |
| 138457 | E-6 |
| 138458 | E-7 |
| 138459 | E-8 |
| 138460 | E-9 |
| 138461 | E-10 |
| 138809 | E-11 |
| 138810 | E-12 |
| 138811 | E-13 |
| 138812 | E-14 |
| 138813 | E-15 |
| 138814 | E-16 |
| 138815 | E-17 |
| 138816 | E-18 |
| 138817 | E-19 |
| 138818 | E-20 |

Laminated Polyester, 75.00 x 38.00 mm, sheet of 5 labels

| Order Reference | Text/Legend |
|---|---|
| 138462 | E-1 |
| 138463 | E-2 |
| 138464 | E-3 |
| 138465 | E-4 |
| 138466 | E-5 |
| 138467 | E-6 |
| 138468 | E-7 |
| 138469 | E-8 |
| 138470 | E-9 |
| 138471 | E-10 |
| 138819 | E-11 |
| 138820 | E-12 |
| 138821 | E-13 |
| 138822 | E-14 |
| 138823 | E-15 |
| 138824 | E-16 |
| 138825 | E-17 |
| 138826 | E-18 |
| 138827 | E-19 |
| 138828 | E-20 |



BRADY WHEN PERFORMANCE MATTERS MOST™

Brady Sign and Label Printers with their industrial design and excellent printing outcomes are highly recommended for identification of LO/TO devices, lockout points, padlocks and keys.

## BMP™21-PLUS Label Printer

Once you experience the BMP™21-PLUS Label Printer's unstoppable labelling power, you're not going to want to share. It combines a tough exterior with smart printing capabilities for wires, cables and flat surfaces.

- 203 dpi printing resolution
- Prints on continuous tapes up to 19 mm wide

For more information about kits, please contact your nearest Brady representative.

| Order Reference | Description |
|---|---|
| 134458 | BMP21-PLUS-KIT with EU power cord |
| 134459 | BMP21-PLUS-KIT with UK power cord |
| 134460 | BMP21-PLUS-KIT with US power cord |
| 134461 | BMP21-PLUS-KIT with Russian keyboard |

Visit the BMP21-PLUS site on bradyeurope.com/bmp21plus

## BMP™41 Label Printer

The BMP™41 Label printer is a rugged, portable solution that gives you the versatility to create die-cut or continuous labels, anywhere, anytime! Whether you are faced with your jobs for the day or one-off tasks, the BMP41 printer is the one device for all your labelling jobs - from wire marking and general ID to multi-area labels such as patch panel, terminal block and more.

- 300 dpi printing resolution
- Prints on labels and tapes up to 25 mm wide

| Order Reference | Description |
|---|---|
| 133254 | BMP41 EU Label Printer |
| 711213 | BMP41 UK Label Printer |

Printer Kit supplied with Nickel Battery Pack, MC1-1000-595-WT-BK cartridge, USB cable, AC adapter, Hard Case, Power Cord, Product CD, Brady Printer Drivers CD and Quick Start Guide. LabelMark Software Optional.

Visit the BMP41 site on bradyeurope.com/bmp41

## BMP™51/BMP™53 Label Makers

Brady BMP51/53 Label Makers offer crisp printing, easy formatting, convenient label sizes and portability to solve a number of identification tasks. Besides stand-alone and PC connected operation, it offers great option of wireless printing via BlueTooth® and WiFi. Free mobile application for Smartphones with Android OS is available on the internet.

- 300 dpi printing resolution
- Prints on labels and tapes up to 38 mm wide

| Order Reference | Description |
|---|---|
| 710894 | BMP51 Printer with Battery Pack - AC Adaptor/Battery Charger EU |
| 710895 | BMP53 Printer with Battery Pack - AC Adaptor/Battery Charger EU |
| 710898 | BMP51 Printer with Battery Pack - AC Adaptor/Battery Charger UK |
| 710899 | BMP53 Printer with Battery Pack - AC Adaptor/Battery Charger UK |

Visit de BMP51/53 site on bradyeurope.com/bmp51

## BMP™71 Label Printer

Brady's high-end portable label printer. Beside cable and wire printing solution for the telecom/datacom and electrical markets, the BMP71 is also perfect for printing health and safety signs and labels for the process industries.

The BMP71 is a user friendly printer with a large full colour LCD display, an easy-to-use menu driven user interface, and a full keyboard layout making it quick and easy to create labels using text, symbols and coding. It can be used as stand-alone unit, as well as PC connected.

- 300 dpi printing resolution
- Prints on labels and tapes up to 50.8 mm wide

| Order Reference | Description |
|---|---|
| 710599 | BMP71 Label Printer with QWERTY Keyboard - EU Power Supply - 220V |
| 710600 | BMP71 Label Printer with QWERTY keyboard - UK Power Supply - 240V |
| 710601 | BMP71 Label Printer with AZERTY Keyboard - EU Power Supply - 220V |
| 710603 | BMP71 Label Printer with QWERTZ Keyboard - EU Power Supply - 220V |
| 710604 | BMP71 Label Printer with CYRILLIC Keyboard - EU Power Supply - 220V |

Printer, Hard Carry Case, 2 Label Rolls, 1 Black Ribbon Cartridge, Rechargeable Battery Pack, AC Adaptor, USB Communications Cable, TLS2200® / HandiMark™ Material Roll Adaptor, Quick Start Guide, Product CD (w/ Printer Driver, Tutorials, Full User's Guide), Cleaning Kit

Watch the BMP71 video on Brady's YouTube™ channel.

Watch the BBP31 video on Brady's YouTube™ channel.

## BBP™31 and BBP™33 Sign and Label Printer

Designed for ease of use and versatility, this monochrome printer features an intuitive touch screen display, simple label design and a wide variety of materials and applications.

Coined as "2-step printing," this printer enables anyone to create labels without prior training. Simply type the desired text and hit the print button. With true "walk-up-and-print" functionality, everything that needs to be labelled in a facility actually gets labelled.

- 300 dpi printing resolution
- Prints on labels and tapes from 12.70 wide to 101 mm wide

| Order Reference | Description |
|---|---|
| 710731 | BBP31 QWERTY UK Sign and Label Printer - 240V |
| 710737 | BBP31 QWERTY EU Sign and Label Printer - 220V |
| 710738 | BBP31 QWERTZ Sign and Label Printer - 220V |
| 710739 | BBP31 AZERTY Sign and Label Printer - 220V |
| 710740 | BBP31 CYRILLIC Sign and Label Printer - 220V |

| Order Reference | Description |
|---|---|
| 711071 | BBP33 Sign and Label Printer - 220V |
| 711075 | BBP33 Sign and Label Printer - 240V |

## B-551 Non-adhesive Continuous Tag Stock

### For safety, lockout and general purpose hanging tags

- Non-adhesive, polyester stock
- Hole punch available separately. Order reference: 020591
- Optional snap-in grommets available. Order Reference: 020596
- Meets OSHA 50lb pullout spec for lockout tags
- Service temp: -40 °C to 90 °C
- Application temp: -18 °C to 90 °C

| Fits Printer Model(s) | Order Reference | Colour | Size - Width A (mm) | Size - Length B (m) | Labels per Row | Labels per Roll | Software Compatibility | Diagram |
|---|---|---|---|---|---|---|---|---|
| BBP31; BBP33 | B30C-2500-551-WT | White | 64.00 | 15.24 | 1 | 1 | LM, MW | ⊙ |
| BBP31; BBP33 | B30C-3250-551-WT | White | 83.00 | 15.24 | 1 | 1 | LM, MW | ⊙ |
| BBP31; BBP33 | B30C-4250-551-WT | White | 108.00 | 15.24 | 1 | 1 | LM, MW | ⊙ |

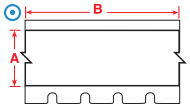




BRADY WHEN PERFORMANCE MATTERS MOST™

# BBP™35 Multicolour Sign & Label Printer
# BBP™37 Multicolour & Cut Sign & Label Printer

Because safety and productivity mean the world to you, it's time to step up to the new standard by creating signs and labels that demand attention. After all, effective workplace visuals make all the difference in taking your facility to the next level by giving employees the information they need right at a glance.
And now there's a tool to do it all!
Brady's BBP35 and BBP37 sign and label printers give you the power to make signs and labels in the colours and shapes you need to make an impact – right at your own facility and right when you need them. With remarkable multi-colour printing, versatile shape-cutting capabilities and impressively fast print speeds, you won't remember how you lived without one of these printers.

| Order Reference | Description |
|---|---|
| 143635 | BBP35 Multicolour Sign and Label Printer - AZERTY |
| 143637 | BBP35 Multicolour Sign and Label Printer - CYRILLIC |
| 143634 | BBP35 Multicolour Sign and Label Printer - QWERTY EU |
| 145996 | BBP35 Multicolour Sign and Label Printer - QWERTY UK |
| 143633 | BBP35 Multicolour Sign and Label Printer - QWERTY US |
| 143636 | BBP35 Multicolour Sign and Label Printer - QWERTZ |

| Order Reference | Description |
|---|---|
| 143640 | BBP37 Multicolour and Cut Sign and Label Printer - AZERTY |
| 143642 | BBP37 Multicolour and Cut Sign and Label Printer - CYRILLIC |
| 143639 | BBP37 Multicolour and Cut Sign and Label Printer - QWERTY EU |
| 145995 | BBP37 Multicolour and Cut Sign and Label Printer - QWERTY UK |
| 143638 | BBP37 Multicolour and Cut Sign and Label Printer - QWERTY US |
| 143641 | BBP37 Multicolour and Cut Sign and Label Printer - QWERTZ |

# B-551 Non-adhesive Tag Stock

For safety, lockout and general purpose hanging tags

- Non-adhesive, polyester stock
- Hole punch available separately. Order reference: 020591
- Optional snap-in grommets available. Order Reference: 020596

| Order Reference | Colour | Size - Width A (mm) | Size - Length B (m) | Diagram |
|---|---|---|---|---|
| 076716 | White | 60.00 | 15.00 | ⊙ |
| 076715 | White | 80.00 | 15.00 | ⊙ |
| 076714 | White | 105.00 | 15.00 | ⊙ |

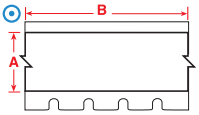

# Brady Workstation - Lockout Writer App

Quickly create compliant lockout/tagout labels. This app includes procedure printing templates, simple translations, easy-to-use image editing for callouts.

**DISCOVER IT AT WORKSTATION.BRADYID.COM**

## BBP™85 Sign and Label Printer

The BBP™85 Sign and Label Printer allows you to create upto 254.00 mm labels & signs in multiple colours. Its improved interface makes it easy to use for anyone.

- Highly durable multi-colour thermal transfer printing
- Simple touch-screen interface for stand-alone use, or print from your PC with MarkWare™ Facility Identification Software
- Timesaving label design apps to create pipe markers, safety signs, right-to-know labels and more
- The ideal printer for multi-user Lean, 5S and Kaizen Labelling events

| Order Reference | Description |
|---|---|
| 711190 | BBP85 QWERTZ PRINTER + MarkWare |
| 711191 | BBP85 CYRILLIC PRINTER + MarkWare |
| 711192 | BBP85 AZERTY PRINTER + MarkWare |
| 711193 | BBP85 QWERTY EU PRINTER + MarkWare |
| 711194 | BBP85 QWERTY UK PRINTER + MarkWare |

## B-595 Pre-printed Pre-cut Blank Sign Headers

For creating Arc Flash and safety warning labels in seconds.

- Allows the printer to create multi-colour signs fast - in a single print pass
- Service temp: -40 °C to 82 °C
- Application temp: -18 °C to 82 °C
- Headers meet OSHA 1910.145 and ASME/ANSI Z535 standards
- Indoor/Outdoor grade material conforms to rough, irregular and “difficult to adhere to” surfaces

| Fits Printer Model(s) | Order Reference | | Size - Width A (mm) | Size - Height B (mm) | Labels per Roll | Recommended Ribbon | Diagram |
|---|---|---|---|---|---|---|---|
| BBP85 | B85-102x152-595-OSHACA | CAUTION | 102.00 | 152.00 | 95 | B85-R158x60-BK | |
| BBP85 | B85-178x254-595-OSHACA | CAUTION | 178.00 | 254.00 | 60 | B85-220x60-BK | |
| BBP85 | B85-254x356-7569-OSHACA | CAUTION | 254.00 | 356.00 | 40 | B85-220x60-BK | |
| BBP85 | B85-102x152-595-ANSICA | CAUTION | 102.00 | 152.00 | 95 | B85-R158x60-BK | |
| BBP85 | B85-178x254-595-ANSICA | CAUTION | 178.00 | 254.00 | 60 | B85-220x60-BK | |
| BBP85 | B85-254x356-7569-ANSICA | CAUTION | 254.00 | 356.00 | 40 | B85-220x60-BK | |
| BBP85 | B85-102x152-595-OSHADA | DANGER | 102.00 | 152.00 | 95 | B85-R158x60-BK | |
| BBP85 | B85-178x254-595-OSHADA | DANGER | 178.00 | 254.00 | 60 | B85-220x60-BK | |
| BBP85 | B85-254x356-7569-OSHADA | DANGER | 254.00 | 356.00 | 40 | B85-220x60-BK | |
| BBP85 | B85-102x152-595-ANSIDA | | 102.00 | 152.00 | 95 | B85-R158x60-BK | |
| BBP85 | B85-178x254-595-ANSIDA | | 178.00 | 254.00 | 60 | B85-220x60-BK | |
| BBP85 | B85-254x356-7569-ANSIDA | | 254.00 | 356.00 | 40 | B85-220x60-BK | |
| BBP85 | B85-102x152-595-ANSINO | NOTICE | 102.00 | 152.00 | 95 | B85-R158x60-BK | |
| BBP85 | B85-178x254-595-ANSINO | NOTICE | 178.00 | 254.00 | 60 | B85-220x60-BK | |
| BBP85 | B85-254x356-7569-ANSINO | NOTICE | 254.00 | 356.00 | 40 | B85-220x60-BK | |
| BBP85 | B85-102x152-595-ANSIWA | WARNING | 102.00 | 152.00 | 95 | B85-R158x60-BK | |
| BBP85 | B85-178x254-595-ANSIWA | WARNING | 178.00 | 254.00 | 60 | B85-220x60-BK | |
| BBP85 | B85-254x356-7569-ANSIWA | WARNING | 254.00 | 356.00 | 40 | B85-220x60-BK | |
| BBP85 | B85-178x254-595-YL | | 178.00 | 254.00 | 60 | B85-220x60-BK | |
| BBP85 | B85-254x356-7569-YL | | 254.00 | 356.00 | 40 | B85-220x60-BK | |
| BBP85 | B85-178x254-595-WT | | 178.00 | 254.00 | 60 | B85-220x60-BK | |
| BBP85 | B85-254x356-7569-WT | | 254.00 | 356.00 | 40 | B85-220x60-BK | |

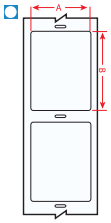

## MarkWare™ Facility Identification Software

Ideal tool to quickly design professional looking signs, labels and tags. The MarkWare template wizard walks you through the creation process step by step, making the program easy enough for anyone to use without a lot of training. From simple labels to complex signs, MarkWare does it all - no need to learn and maintain different software programs.

| Order Reference | Description |
|---|---|
| 710669 | MarkWare Industrial Signmaking Software |

# Reference & Index

Breaker Compatibility Overview....76
Order Reference Index....84

# Breaker Compatibility Overview

| | | Standard Breaker Lockouts | | | | | EZ Panel Loc™ | | Mini Circuit Breaker Lockouts | | | |
|---|---|---|---|---|---|---|---|---|---|---|---|---|
| | | 120V Snap On (w/ hole) | 120/277V Clamp On (no hole) | 480/600V Clamp On (no hole) | Oversize 480/600V | Universal Multi-pole (tie bar) | Snap On (SQD QO) | Clamp On (Universal) | Pin Out Standard | Pin In Standard | Pin Out Wide | Multi-pole w/ TieBar |
| Manufacturer | Type | 065387 | 065396 | 065397 | 065329 | 066321 | 051252 | 051254 | 090844 | 090847 | 090850 | 090853 |
| ABB | S202U-K | | | | | | | | • | | | |
| ABB | S203U-K | | | | | | | | • | | | |
| ABB | S204U-K | | | | | | | | • | | | |
| ABB | S201UP-K | | | | | | | | • | | | |
| ABB | S202UP-K | | | | | | | | • | | | |
| ABB | S203UP-K | | | | | | | | • | | | |
| ABB | S204UP-K | | | | | | | | • | | | |
| ABB | S201U-Z | | | | | | | | • | | | |
| ABB | S202U-Z | | | | | | | | • | | | |
| ABB | S203U-Z | | | | | | | | • | | | |
| ABB | S204U-Z | | | | | | | | • | | | |
| ABB | S201UP-Z | | | | | | | | • | | | |
| ABB | S202UP-Z | | | | | | | | • | | | |
| ABB | S203UP-Z | | | | | | | | • | | | |
| ABB | S204UP-Z | | | | | | | | • | | | |
| ABB | F202AC | | | | | | | | • | | | |
| ABB | F672 | | | | | | | | • | | | |
| ABB | F204AC | | | | | | | | • | | | |
| ABB | F674 | | | | | | | | • | | | |
| ABB | S281-Z | | | | | | | | • | | | |
| ABB | S282-Z | | | | | | | | • | | | |
| ABB | S283-Z | | | | | | | | • | | | |
| ABB | S281UC-Z | | | | | | | | • | | | |
| ABB | S282UC-Z | | | | | | | | • | | | |
| ABB | S283UC-Z | | | | | | | | • | | | |
| ABB | S501-B | | | | | | | | | | • | |
| ABB | S502-B | | | | | | | | | | • | |
| ABB | S503-B | | | | | | | | | | • | |
| ABB | S501-C | | | | | | | | | | • | |
| ABB | S502-C | | | | | | | | | | • | |
| ABB | S503-C | | | | | | | | | | • | |
| ABB | S501-D | | | | | | | | | | • | |
| ABB | S502-D | | | | | | | | | | • | |
| ABB | S503-D | | | | | | | | | | • | |
| ABB | S501-K | | | | | | | | | | • | |
| ABB | S502-K | | | | | | | | | | • | |
| ABB | S503-K | | | | | | | | | | • | |
| ABB | S501UC-B | | | | | | | | | | • | |
| ABB | S502UC-B | | | | | | | | | | • | |
| ABB | S503UC-B | | | | | | | | | | • | |
| ABB | S504UC-B | | | | | | | | | | • | |
| ABB | S501UC-K | | | | | | | | | | • | |
| ABB | S502UC-K | | | | | | | | | | • | |
| ABB | S503UC-K | | | | | | | | | | • | |
| ABB | S504UC-K | | | | | | | | | | • | |
| American Ckt. Bkr. | NEF | | •* | | | | | | | | | |
| American Ckt. Bkr. | NJJ | | | •** | • | | | | | | | |
| AEG | E82S | | | | | | | | | • | | |
| American Switch | C | | • | | | | • | • | | | | |
| Bryant | BR | • | • | | | | | • | | | | |
| Bryant | BR | | | | | • | | • | | | | |
| Buschmat | S46 | | | | | | | | • | | | |
| Challenger | C | • | • | | | | | • | | | | |
| Challenger | C | | | | | • | | • | | | | |
| Challenger | CDK | | | • | | | | | | | | |
| Challenger | LM | | • | | | | | • | | | | |
| Challenger | NEJ | | •* | | | | | • | | | | |
| Clipsal | 4CB | | | | | | | | • | | | |
| Crouse Hinds | MP | | | | | • | | • | | | | |
| Cutler Hammer | BA | | • | | | | | • | | | | |
| Cutler-Hammer | BAB | • | • | | | | | • | | | | |
| Cutler-Hammer | BAB | | | | | • | | | | | | |
| Cutler-Hammer | BD | • | • | | | | | • | | | | |
| Cutler-Hammer | BR | • | • | | | | | • | | | | |
| Cutler-Hammer | BR | | | | | • | | • | | | | |
| Cutler-Hammer | BRH | • | • | | | | | • | | | | |
| Cutler-Hammer | BRH | | | | | • | | • | | | | |
| Cutler-Hammer | BRHH | | | | | • | | • | | | | |
| Cutler-Hammer | CC | | •* | | | | | | | | | |
| Cutler-Hammer | CH | • | • | | | | • | • | | | | |
| Cutler-Hammer | CH | | | | | • | | • | | | | |
| Cutler-Hammer | CHH | | •* | | | | | | | | | |
| Cutler-Hammer | CH2 | | | | | • | | • | | | | |
| Cutler-Hammer | CHB | • | • | | | | • | • | | | | |
| Cutler-Hammer | CHB | | | | | • | | • | | | | |
| Cutler-Hammer | CHKD | | | • | | | | | | | | |
| Cutler-Hammer | CHLD | | | | • | | | | | | | |
| Cutler-Hammer | CHMDL | | | | • | | | | | | | |

* - Cleat (065404) accessory required  ** - Cleat (065406) accessory required



BRADY WHEN PERFORMANCE MATTERS MOST™

# Breaker Compatibility Overview

| | | Standard Breaker Lockouts | | | | | EZ Panel Loc™ | | Mini Circuit Breaker Lockouts | | | |
|---|---|---|---|---|---|---|---|---|---|---|---|---|
| | | 120V Snap On (w/ hole) | 120/277V Clamp On (no hole) | 480/600V Clamp On (no hole) | Oversize 480/600V | Universal Multi-pole (tie bar) | Snap On (SQD QO) | Clamp On (Universal) | Pin Out Standard | Pin In Standard | Pin Out Wide | Multi-pole w/ TieBar |
| Manufacturer | Type | 065387 | 065396 | 065397 | 065329 | 066321 | 051252 | 051254 | 090844 | 090847 | 090850 | 090853 |
| Cutler-Hammer | CHND | | | •** | | | | | | | | |
| Cutler-Hammer | CHP | • | • | | | | • | • | | | | |
| Cutler-Hammer | CHP | | | | | • | | • | | | | |
| Cutler-Hammer | CHQ | | | | | | • | • | | | | |
| Cutler-Hammer | CHQ | | | | | • | | • | | | | |
| Cutler-Hammer | CHSW | | | | | • | | • | | | | |
| Cutler-Hammer | CKD | | | • | | | | | | | | |
| Cutler-Hammer | CL | • | • | | | | • | • | | | | |
| Cutler-Hammer | CL | | | | | • | | • | | | | |
| Cutler-Hammer | CLD | | | | • | | | | | | | |
| Cutler-Hammer | CLDC | | | | • | | | | | | | |
| Cutler-Hammer | CMDL | | | | • | | | | | | | |
| Cutler-Hammer | CND | | | •** | | | | | | | | |
| Cutler-Hammer | CNDC | | | •** | | | | | | | | |
| Cutler-Hammer | CSR | | • | | | | | • | | | | |
| Cutler-Hammer | DK | | | • | | | | | | | | |
| Cutler-Hammer | E125B | | • | | | | | • | | | | |
| Cutler-Hammer | E125E | | • | | | | | • | | | | |
| Cutler-Hammer | E125H | | • | | | | | • | | | | |
| Cutler-Hammer | E125S | | • | | | | | • | | | | |
| Cutler-Hammer | ED | | • | | | | | • | | | | |
| Cutler-Hammer | EDC | | • | | | | | • | | | | |
| Cutler-Hammer | EDH | | • | | | | | • | | | | |
| Cutler-Hammer | EFH | | • | | | | | • | | | | |
| Cutler-Hammer | EGB | | • | | | | | • | | | | |
| Cutler-Hammer | EGE | | • | | | | | • | | | | |
| Cutler-Hammer | EGS | | • | | | | | • | | | | |
| Cutler-Hammer | EHC | | • | | | | | • | | | | |
| Cutler-Hammer | EHD | | • | | | | | • | | | | |
| Cutler-Hammer | FB | | • | | | | | • | | | | |
| Cutler-Hammer | FC | | • | | | | | • | | | | |
| Cutler-Hammer | FD | | • | | | | | • | | | | |
| Cutler-Hammer | FDB | | • | | | | | • | | | | |
| Cutler-Hammer | FDC | | • | | | | | • | | | | |
| Cutler-Hammer | FS | | • | | | | | • | | | | |
| Cutler-Hammer | GB | | • | | | | | • | | | | |
| Cutler-Hammer | GC | | • | | | | | • | | | | |
| Cutler-Hammer | GD | | • | | | | | • | | | | |
| Cutler-Hammer | GDB | | • | | | | | • | | | | |
| Cutler-Hammer | GHB | | • | | | | | • | | | | |
| Cutler-Hammer | GHBGFEP | | • | | | | | • | | | | |
| Cutler-Hammer | GHC | | • | | | | | • | | | | |
| Cutler-Hammer | GHCGFEP | | • | | | | | • | | | | |
| Cutler-Hammer | HBAW | • | • | | | | | • | | | | |
| Cutler-Hammer | HBAW | | | | | • | | | | | | |
| Cutler-Hammer | HBAX | • | • | | | | | • | | | | |
| Cutler-Hammer | HBAX | | | | | • | | | | | | |
| Cutler-Hammer | HFD | | • | | | | | • | | | | |
| Cutler-Hammer | HGHB | | • | | | | | • | | | | |
| Cutler-Hammer | HGHC | | • | | | | | • | | | | |
| Cutler-Hammer | HJD | | | • | | | | | | | | |
| Cutler-Hammer | HKD | | | • | | | | | | | | |
| Cutler-Hammer | HLD | | | | • | | | | | | | |
| Cutler-Hammer | HMCP | | • | • | • | | | | | | | |
| Cutler-Hammer | HMDL | | | | • | | | | | | | |
| Cutler-Hammer | HMDLB | | | | • | | | | | | | |
| Cutler-Hammer | HMPL | | | •** | • | | | | | | | |
| Cutler-Hammer | HND | | | •** | | | | | | | | |
| Cutler-Hammer | HQP | • | • | | | | | • | | | | |
| Cutler-Hammer | HQP | | | | | • | | | | | | |
| Cutler-Hammer | JD | | | • | | | | | | | | |
| Cutler-Hammer | JDB | | | • | | | | | | | | |
| Cutler-Hammer | JDC | | | • | | | | | | | | |
| Cutler-Hammer | KD | | | • | | | | | | | | |
| Cutler-Hammer | KDB | | | • | | | | | | | | |
| Cutler-Hammer | KDC | | | • | | | | | | | | |
| Cutler-Hammer | LA | | | • | | | | | | | | |
| Cutler-Hammer | LD | | | | • | | | | | | | |
| Cutler-Hammer | LDB | | | | • | | | | | | | |
| Cutler-Hammer | LDC | | | | • | | | | | | | |
| Cutler-Hammer | LH | | | • | | | | | | | | |
| Cutler-Hammer | LHB | | | • | | | | | | | | |
| Cutler-Hammer | LJ | | | | | | | • | | | | |
| Cutler-Hammer | MA | | | •** | | | | | | | | |
| Cutler-Hammer | MC | | | •** | | | | | | | | |
| Cutler-Hammer | MD | | | | • | | | | | | | |
| Cutler-Hammer | MDL | | | | • | | | | | | | |
| Cutler-Hammer | MDS | | | | • | | | | | | | |

* - Cleat (065404) accessory required ** - Cleat (065406) accessory required

# Breaker Compatibility Overview

| | | Standard Breaker Lockouts | | | | | EZ Panel Loc™ | | Mini Circuit Breaker Lockouts | | | |
|---|---|---|---|---|---|---|---|---|---|---|---|---|
| | | 120V Snap On (w/ hole) | 120/277V Clamp On (no hole) | 480/600V Clamp On (no hole) | Oversize 480/600V | Universal Multi-pole (tie bar) | Snap On (SQD QO) | Clamp On (Universal) | Pin Out Standard | Pin In Standard | Pin Out Wide | Multi-pole w/ TieBar |
| Manufacturer | Type | 065387 | 065396 | 065397 | 065329 | 066321 | 051252 | 051254 | 090844 | 090847 | 090850 | 090853 |
| Cutler-Hammer | NB | | | | • | | | | | | | |
| Cutler-Hammer | ND | | | •** | | | | | | | | |
| Cutler-Hammer | NDC | | | •** | | | | | | | | |
| Cutler-Hammer | OPTIM | | | •** | | | | | | | | |
| Cutler-Hammer | PB | | | | • | | | | | | | |
| Cutler-Hammer | QBGF | | • | | | | | | | | | |
| Cutler-Hammer | QBGF | | | | | | | • | | | | |
| Cutler-Hammer | QBGFEP | | • | | | | | | | | | |
| Cutler-Hammer | QBGFEP | | | | | | | • | | | | |
| Cutler-Hammer | QBHGF | | • | | | | | | | | | |
| Cutler-Hammer | QBHGFEP | | • | | | | | | | | | |
| Cutler-Hammer | QBHW | • | • | | | | | • | | | | |
| Cutler-Hammer | QBHW | | | | | • | | | | | | |
| Cutler-Hammer | QC | • | • | | | | | • | | | | |
| Cutler-Hammer | QC | | | | | • | | • | | | | |
| Cutler-Hammer | QCD | • | • | | | | | • | | | | |
| Cutler-Hammer | QCD | | | | | • | | • | | | | |
| Cutler-Hammer | QCGF | | • | | | | | | | | | |
| Cutler-Hammer | QCGFEP | | • | | | | | | | | | |
| Cutler-Hammer | QCHGF | | • | | | | | | | | | |
| Cutler-Hammer | QCHGFEP | | • | | | | | | | | | |
| Cutler-Hammer | QCHW | • | • | | | | | • | | | | |
| Cutler-Hammer | QCHW | | | | | • | | • | | | | |
| Cutler-Hammer | QHCW | • | • | | | | | • | | | | |
| Cutler-Hammer | QHCW | | | | | • | | • | | | | |
| Cutler-Hammer | QHCX | • | • | | | | | • | | | | |
| Cutler-Hammer | QHCX | | | | | • | | • | | | | |
| Cutler-Hammer | QHPW | • | • | | | | | • | | | | |
| Cutler-Hammer | QHPW | | | | | • | | | | | | |
| Cutler-Hammer | QHPX | • | • | | | | | • | | | | |
| Cutler-Hammer | QHPX | | | | | • | | | | | | |
| Cutler-Hammer | QPGF | | • | | | | | | | | | |
| Cutler-Hammer | QPGF | | | | | | | • | | | | |
| Cutler-Hammer | QPGFEP | | • | | | | | | | | | |
| Cutler-Hammer | QPGFEP | | | | | | | • | | | | |
| Cutler-Hammer | QPHGF | | • | | | | | | | | | |
| Cutler-Hammer | QPHGFEP | | • | | | | | | | | | |
| Cutler-Hammer | QPHW | • | • | | | | | • | | | | |
| Cutler-Hammer | QPHW | | | | | • | | | | | | |
| Cutler-Hammer | WME | | | | | | | | • | | | |
| Cutler-Hammer | WMF | | | | | | | | • | | | |
| Cutler-Hammer | WMH | | | | | | | | • | | | |
| Cutler-Hammer | WMM | | | | | | | | • | | | |
| Cutler-Hammer | WMN | | | | | | | | • | | | |
| Cutler-Hammer | WMS | | | | | | | | • | | | |
| E-T-A | 911220G | | | | | | | | • | | | |
| E-T-A | 911225 | | | | | | | | | • | | |
| FAZ | C16 | | | | | | | | • | | | |
| Fed. Pacific Elec. | 2B | | | | | | | | | | | |
| Fed. Pacific Elec. | BAB | | • | | | | | • | | | | |
| Fed. Pacific Elec. | NA-single | | | •** | | | | • | | | | |
| Fed. Pacific Elec. | NA-tie bar | | | | | | | • | | | | |
| Fed. Pacific Elec. | NB | | •* | | | | | • | | | | |
| Fed. Pacific Elec. | NBH GFI | | • | | | | | • | | | | |
| Fed. Pacific Elec. | NE/NEF | | •* | | | | | | | | | |
| Fed. Pacific Elec. | NEJ | | •* | | | | | | | | | |
| Fed. Pacific Elec. | NFJ | | • | | | | | | | | | |
| Fed. Pacific Elec. | NJJ | | | • | | | | | | | | |
| Fed. Pacific Elec. | NJL | | | • | | | | | | | | |
| Fed. Pacific Elec. | NM | | | • | | | | | | | | |
| Fed. Pacific Elec. | NP-single | | • | | | | | • | | | | |
| Frank Adams | P | | • | | | | | • | | | | |
| FUJI Electric | EA53B | | •* | | | | | | | | | |
| FUJI Electric | EA203B | | •* | | | | | | | | | |
| FUJI Electric | BU-ESB | | •* | | | | | | | | | |
| FUJI Electric | BU-ESA | | •* | | | | | | | | | |
| FUJI Electric | BU-FSB | | •* | | | | | | | | | |
| General Electric | V | | | | | | | | | • | | |
| General Electric | EH400 | | | • | | | | | | | | |
| General Electric | HQC | | • | | | | | • | | | | |
| General Electric | SED | | • | | | | | • | | | | |
| General Electric | SEH | | • | | | | | • | | | | |
| General Electric | SEL | | • | | | | | • | | | | |
| General Electric | SEP | | • | | | | | • | | | | |
| General Electric | SFH | | • | | | | | • | | | | |
| General Electric | SFL | | • | | | | | • | | | | |
| General Electric | SFP | | • | | | | | • | | | | |
| General Electric | SGD | | | • | | | | | | | | |

* - Cleat (065404) accessory required  ** - Cleat (065406) accessory required



BRADY® WHEN PERFORMANCE MATTERS MOST™

# Breaker Compatibility Overview

| | | Standard Breaker Lockouts | | | | | EZ Panel Loc™ | | Mini Circuit Breaker Lockouts | | | |
|---|---|---|---|---|---|---|---|---|---|---|---|---|
| | | 120V Snap On (w/ hole) | 120/277V Clamp On (no hole) | 480/600V Clamp On (no hole) | Oversize 480/600V | Universal Multi-pole (tie bar) | Snap On (SQD QO) | Clamp On (Universal) | Pin Out Standard | Pin In Standard | Pin Out Wide | Multi-pole w/ TieBar |
| Manufacturer | Type | 065387 | 065396 | 065397 | 065329 | 066321 | 051252 | 051254 | 090844 | 090847 | 090850 | 090853 |
| General Electric | SGH | | | • | | | | | | | | |
| General Electric | SGL | | | • | | | | | | | | |
| General Electric | SGLA | | | • | | | | | | | | |
| General Electric | SGP | | | • | | | | | | | | |
| General Electric | SRPG | | | • | | | | | | | | |
| General Electric | TB | | •* | | | | | • | | | | |
| General Electric | TBC | | •* | | | | | • | | | | |
| General Electric | TE | | •* | | | | | • | | | | |
| General Electric | TEB | | •* | | | | | • | | | | |
| General Electric | TED | | •* | | | | | • | | | | |
| General Electric | TEF | | •* | | | | | • | | | | |
| General Electric | TEL | | •* | | | | | • | | | | |
| General Electric | TEML | | •* | | | | | • | | | | |
| General Electric | TEY | | • | | | | | • | | | | |
| General Electric | TF | | • | | | | | • | | | | |
| General Electric | TFC | | •* | | | | | • | | | | |
| General Electric | TFJ | | | • | | | | | | | | |
| General Electric | TFK | | | • | | | | | | | | |
| General Electric | TFL | | | • | | | | | | | | |
| General Electric | THED | | •* | | | | | • | | | | |
| General Electric | THEF | | •* | | | | | • | | | | |
| General Electric | THFK | | | • | | | | | | | | |
| General Electric | THHQB | | | | | • | | • | | | | |
| General Electric | THHQB-A | • | • | | | | | • | | | | |
| General Electric | THHQB-S | | • | | | | | • | | | | |
| General Electric | THHQC | | | | | • | | • | | | | |
| General Electric | THHQC-A | • | • | | | | | • | | | | |
| General Electric | THHQC-S | | • | | | | | • | | | | |
| General Electric | THHQL | | | | | • | | • | | | | |
| General Electric | THHQL-A | • | • | | | | | • | | | | |
| General Electric | THHQL-S | | • | | | | | • | | | | |
| General Electric | THJK4 | | | •** | | | | | | | | |
| General Electric | THJK6 | | | •** | | | | | | | | |
| General Electric | THKM12 | | | | • | | | | | | | |
| General Electric | THKM8 | | | | • | | | | | | | |
| General Electric | THLC1 | | •* | | | | | | | | | |
| General Electric | THQB | | | | | • | | • | | | | |
| General Electric | THQB GF | | | | | | | | | | | |
| General Electric | THQB-A | • | • | | | | | • | | | | |
| General Electric | THQB-S | | • | | | | | • | | | | |
| General Electric | THQC | | | | | • | | • | | | | |
| General Electric | THQC-A | • | • | | | | | • | | | | |
| General Electric | THQC-AL | | | | | • | | • | | | | |
| General Electric | THQC-S | | • | | | | | • | | | | |
| General Electric | THQD | | •* | | | | | • | | | | |
| General Electric | THQDBL | | | | | | | • | | | | |
| General Electric | THQL | | | | | • | | • | | | | |
| General Electric | THQL-A | • | • | | | | | • | | | | |
| General Electric | THQL-S | | • | | | | | • | | | | |
| General Electric | TJ2 | | | •** | • | | | | | | | |
| General Electric | TJ4 | | | • | | | | | | | | |
| General Electric | TJC | | •* | | | | | • | | | | |
| General Electric | TJD | | | •** | | | | | | | | |
| General Electric | TJJ | | | •** | | | | | | | | |
| General Electric | TJK | | | •** | | | | | | | | |
| General Electric | TJS | | | •** | | | | | | | | |
| General Electric | TK4V | | | • | | | | | | | | |
| General Electric | TKC | | •* | | | | | • | | | | |
| General Electric | TKM | | | | • | | | | | | | |
| General Electric | TKMA8 | | | | • | | | | | | | |
| General Electric | TQB | | | | | • | | • | | | | |
| General Electric | TQB-A | • | • | | | | | • | | | | |
| General Electric | TQB-S | | • | | | | | • | | | | |
| General Electric | TQC | | | | | • | | • | | | | |
| General Electric | TQC-A | • | • | | | | | • | | | | |
| General Electric | TQC-S | | • | | | | | • | | | | |
| General Electric | TQD | | • | | | | | | | | | |
| General Electric | TQL | | | | | | | | | | | |
| General Electric | TQL | | | | | | | | | | | |
| General Electric | TQL-A | • | • | | | | | • | | | | |
| General Electric | TQL-S | | • | | | | | • | | | | |
| General Electric | V | | | | | | | | | • | | |
| GE Vynckier | Series E | | | | | | | | | • | | |
| GE Vynckier | Series G | | | | | | | | | • | | |
| Hager | 453717 | | | | | | | | • | | | |
| Hager | MW216A | | | | | | | | • | | | |
| Hager | MW620A | | | | | | | | • | | | |
| Hager | H125N | | • | | | | | | | | | |

* - Cleat (065404) accessory required  ** - Cleat (065406) accessory required

# Breaker Compatibility Overview

| | | Standard Breaker Lockouts | | | | | EZ Panel Loc™ | | Mini Circuit Breaker Lockouts | | | |
|---|---|---|---|---|---|---|---|---|---|---|---|---|
| | | 120V Snap On (w/ hole) | 120/277V Clamp On (no hole) | 480/600V Clamp On (no hole) | Oversize 480/600V | Universal Multi-pole (tie bar) | Snap On (SQD QO) | Clamp On (Universal) | Pin Out Standard | Pin In Standard | Pin Out Wide | Multi-pole w/ TieBar |
| Manufacturer | Type | 065387 | 065396 | 065397 | 065329 | 066321 | 051252 | 051254 | 090844 | 090847 | 090850 | 090853 |
| Hager | H250N | | • | | | | | | | | | |
| Hager | H400XS | | | • | | | | | | | | |
| Hager | H630XS | | | • | | | | | | | | |
| Heinemann | LB | | •* | | | | | | | | | |
| Heinemann | LF | | •* | | | | | | | | | |
| Heinemann | LJ | | •* | | | | | | | | | |
| Kapp | LS68 | | | | | | | | | • | | |
| Legrand | 04302 | | | | | | | | | • | | |
| Legrand | 06469 | | | | | | | | | • | | |
| Legrand | 01908 | | | | | | | | • | | | |
| Legrand | 01935 | | | | | | | | | | | • |
| Legrand | 01980 | | | | | | | | | | | • |
| Lemag | SD62 | | • | | | | | | | | | |
| Merlin Gerin | B100A | | | | | | | | | | • | • |
| Merlin Gerin | C32N | | | | | | | | • | | | |
| Merlin Gerin | C45AD | | | | | | | | • | | | |
| Merlin Gerin | C60a | | | | | | | | • | | | |
| Merlin Gerin | C60H | | | | | | | | • | | | |
| Merlin Gerin | C60N | | | | | | | | • | | | |
| Merlin Gerin | C80A | | | | | | | | | | • | • |
| Merlin Gerin | NC100H | | | | | | | | | | • | |
| Merlin Gerin | NC125H | | | | | | | | | | • | |
| Merlin Gerin | NC100L | | | | | | | | | | • | |
| Merlin Gerin | NC100LH | | | | | | | | | | • | |
| Merlin Gerin | NC100L MA | | | | | | | | | | • | |
| Merlin Gerin | NC100N | | | | | | | | | | • | |
| Merlin Gerin | NS100 | | • | | | | | | | | | |
| Merlin Gerin | NS250N | | • | | | | | | | | | |
| Merlin Gerin | C801N | | | | • | | | | | | | |
| Merlin Gerin | C1251N | | | | • | | | | | | | |
| Merlin Gerin | CE104N | | •* | | | | | | | | | |
| Merlin Gerin | CK1200NA | | | | • | | | | | | | |
| Merlin Gerin | CJ | | | •** | | | | | | | | |
| Proteus | BSEN60947-3 | | | | | • | | | | | | |
| Proteus | AC22BS5419 | | | | | • | | | | | | |
| Proteus | C16 | | | | | | | | • | | | |
| Proteus | C6 | | | | | | | | • | | | |
| Siemens ITE | 5SX11 | | | | | | | | | | • | |
| Siemens ITE | 5SX12 | | | | | | | | | | | • |
| Siemens ITE | 5SX13 | | | | | | | | | | | • |
| Siemens ITE | 5SX21 | | | | | | | | | | • | |
| Siemens ITE | 5SQ11 | | | | | | | | | | • | |
| Siemens ITE | 5SQ12 | | | | | | | | | | | • |
| Siemens ITE | 5SQ13 | | | | | | | | | | | • |
| Siemens ITE | 5SQ16 | | | | | | | | | | | • |
| Siemens ITE | 5SN22 | | | | | | | | | | | • |
| Siemens ITE | BL | • | • | | | | • | • | | | | |
| Siemens ITE | BL | | | | | • | | • | | | | |
| Siemens ITE | BLF-GFI | | | | | • | | • | | | | |
| Siemens ITE | BLH | • | • | | | | | • | | | | |
| Siemens ITE | BLH | | | | | • | | • | | | | |
| Siemens ITE | BQ | • | • | | | | | • | | | | |
| Siemens ITE | BQ | | | | | • | | • | | | | |
| Siemens ITE | BQCH | | • | | | | | • | | | | |
| Siemens ITE | BQD | | • | | | | | • | | | | |
| Siemens ITE | BQH | • | • | | | | | • | | | | |
| Siemens ITE | BQH | | | | | • | | • | | | | |
| Siemens ITE | CED6 | | • | | | | | • | | | | |
| Siemens ITE | CFD6 | | | •** | | | | | | | | |
| Siemens ITE | CFD6-ETI | | | •** | | | | | | | | |
| Siemens ITE | CJ3 | | | • | | | | | | | | |
| Siemens ITE | CJD6 | | | • | | | | | | | | |
| Siemens ITE | CJD6-ETI | | | • | | | | | | | | |
| Siemens ITE | CLF | | | • | | | | | | | | |
| Siemens ITE | CMD6 | | | | • | | | | | | | |
| Siemens ITE | CMD6-ETI | | | | • | | | | | | | |
| Siemens ITE | CND6 | | | | • | | | | | | | |
| Siemens ITE | CPD6 | | | | • | | | | | | | |
| Siemens ITE | CQD | | •* | | | | | • | | | | |
| Siemens ITE | E2 | | • | | | | | • | | | | |
| Siemens ITE | E4 | | • | | | | | • | | | | |
| Siemens ITE | ED | | • | | | | | • | | | | |
| Siemens ITE | ED4 | | • | | | | | • | | | | |
| Siemens ITE | ED6 | | • | | | | | • | | | | |
| Siemens ITE | ED6-ETI | | • | | | | | • | | | | |
| Siemens ITE | EE3 | | •* | | | | | • | | | | |
| Siemens ITE | EH3 | | •* | | | | | • | | | | |
| Siemens ITE | EQP | | | | | • | | • | | | | |

* - Cleat (065404) accessory required ** - Cleat (065406) accessory required



BRADY. WHEN PERFORMANCE MATTERS MOST™

# Breaker Compatibility Overview

| | | Standard Breaker Lockouts | | | | | EZ Panel Loc™ | | Mini Circuit Breaker Lockouts | | | |
|---|---|---|---|---|---|---|---|---|---|---|---|---|
| | | 120V Snap On (w/ hole) | 120/277V Clamp On (no hole) | 480/600V Clamp On (no hole) | Oversize 480/600V | Universal Multi-pole (tie bar) | Snap On (SQD QO) | Clamp On (Universal) | Pin Out Standard | Pin In Standard | Pin Out Wide | Multi-pole w/ TieBar |
| Manufacturer | Type | 065387 | 065396 | 065397 | 065329 | 066321 | 051252 | 051254 | 090844 | 090847 | 090850 | 090853 |
| Siemens ITE | EQT QF | | | | | | | | | | | |
| Siemens ITE | ET | | •* | | | | | • | | | | |
| Siemens ITE | FD6A | | | •** | | | | | | | | |
| Siemens ITE | FJ2-B | | •* | •** | | | | | | | | |
| Siemens ITE | FJ3 | | | • | | | | | | | | |
| Siemens ITE | FJ6 | | | •** | | | | | | | | |
| Siemens ITE | FXD6A | | | •** | | | | | | | | |
| Siemens ITE | FXD6-ETI | | | •** | | | | | | | | |
| Siemens ITE | GF | | • | | | | | • | | | | |
| Siemens ITE | HBL | • | • | | | | | • | | | | |
| Siemens ITE | HBL | | | | | • | | • | | | | |
| Siemens ITE | HBQ | • | • | | | | | • | | | | |
| Siemens ITE | HBQ | | | | | • | | • | | | | |
| Siemens ITE | HE4 | | • | | | | | • | | | | |
| Siemens ITE | HED4 | | • | | | | | • | | | | |
| Siemens ITE | HED6 | | • | | | | | • | | | | |
| Siemens ITE | HFD6 | | | •** | | | | | | | | |
| Siemens ITE | HFXD6 | | | •** | | | | | | | | |
| Siemens ITE | HHED6 | | • | | | | | • | | | | |
| Siemens ITE | HHFD6 | | | •** | | | | | | | | |
| Siemens ITE | HHJD6 | | | • | | | | | | | | |
| Siemens ITE | HHJXD6 | | | • | | | | | | | | |
| Siemens ITE | HJD6 | | | • | | | | | | | | |
| Siemens ITE | HJXD6 | | | • | | | | | | | | |
| Siemens ITE | HMD6 | | | | • | | | | | | | |
| Siemens ITE | HMXD6 | | | | • | | | | | | | |
| Siemens ITE | HN3 | | | | • | | | | | | | |
| Siemens ITE | HND6 | | | | • | | | | | | | |
| Siemens ITE | HNXD6 | | | | • | | | | | | | |
| Siemens ITE | HPD6 | | | | • | | | | | | | |
| Siemens ITE | HPXD6 | | | | • | | | | | | | |
| Siemens ITE | HQJ2-H | | • | | | | | • | | | | |
| Siemens ITE | HQP | • | • | | | | | • | | | | |
| Siemens ITE | HQP | | | | | • | | • | | | | |
| Siemens ITE | HQPP | • | • | | | | | • | | | | |
| Siemens ITE | HQPP | | | | | • | | • | | | | |
| Siemens ITE | HQPPH | | | | | • | | • | | | | |
| Siemens ITE | HRD6 | | | | • | | | | | | | |
| Siemens ITE | HRXD6 | | | | • | | | | | | | |
| Siemens ITE | JD2 | | | | • | | | | | | | |
| Siemens ITE | JD6-A | | | • | | | | | | | | |
| Siemens ITE | JJ3 | | | • | | | | | | | | |
| Siemens ITE | JJ6 | | | | • | | | | | | | |
| Siemens ITE | JL3 | | | • | | | | | | | | |
| Siemens ITE | JXD2-A | | | • | | | | | | | | |
| Siemens ITE | JXD6-A | | | | • | | | | | | | |
| Siemens ITE | KM3 | | | | • | | | | | | | |
| Siemens ITE | LL3 | | | • | | | | | | | | |
| Siemens ITE | LL6 | | | | • | | | | | | | |
| Siemens ITE | LXD6-ETI | | | | • | | | | | | | |
| Siemens ITE | MD6 | | | | • | | | | | | | |
| Siemens ITE | MXD6 | | | | • | | | | | | | |
| Siemens ITE | MXD6-ETI | | | | • | | | | | | | |
| Siemens ITE | ND6 | | | | • | | | | | | | |
| Siemens ITE | NH3-F800 | | | | | | | | | | | |
| Siemens ITE | NXD6 | | | | • | | | | | | | |
| Siemens ITE | PD6 | | | | • | | | | | | | |
| Siemens ITE | PXD6 | | | | • | | | | | | | |
| Siemens ITE | QJ2 | | •* | | | | | • | | | | |
| Siemens ITE | QJ2-H | | •* | | | | | • | | | | |
| Siemens ITE | QJH2 | | •* | | | | | • | | | | |
| Siemens ITE | QP | • | • | | | | | • | | | | |
| Siemens ITE | QP | | | | | • | | • | | | | |
| Siemens ITE | QP1 | | • | | | | | • | | | | |
| Siemens ITE | QPH | • | • | | | | | • | | | | |
| Siemens ITE | QPH | | | | | • | | • | | | | |
| Siemens ITE | QPP | • | • | | | | | • | | | | |
| Siemens ITE | QPP | | | | | • | | • | | | | |
| Siemens ITE | QPPH | • | • | | | | | • | | | | |
| Siemens ITE | QPPH | | | | | • | | • | | | | |
| Siemens ITE | RD6 | | | | • | | | | | | | |
| Siemens ITE | RXD6 | | | | • | | | | | | | |
| Siemens ITE | SCMD6 | | | | • | | | | | | | |
| Siemens ITE | SCND6 | | | | • | | | | | | | |
| Siemens ITE | SHLD6-A | | | | • | | | | | | | |
| Siemens ITE | SHMD6 | | | | • | | | | | | | |
| Siemens ITE | SHND6 | | | | • | | | | | | | |
| Siemens ITE | SMD6 | | | | • | | | | | | | |

* - Cleat (065404) accessory required ** - Cleat (065406) accessory required

# Breaker Compatibility Overview

| | | Standard Breaker Lockouts | | | | | EZ Panel Loc™ | | Mini Circuit Breaker Lockouts | | | |
|---|---|---|---|---|---|---|---|---|---|---|---|---|
| | | 120V Snap On (w/ hole) | 120/277V Clamp On (no hole) | 480/600V Clamp On (no hole) | Oversize 480/600V | Universal Multi-pole (tie bar) | Snap On (SQD QO) | Clamp On (Universal) | Pin Out Standard | Pin In Standard | Pin Out Wide | Multi-pole w/ TieBar |
| Manufacturer | Type | 065387 | 065396 | 065397 | 065329 | 066321 | 051252 | 051254 | 090844 | 090847 | 090850 | 090853 |
| Siemens ITE | SND6 | | | | • | | | | | | | |
| Siemens ITE | SHPD6 | | | | • | | | | | | | |
| Siemens ITE | SPD6 | | | | • | | | | | | | |
| Siemens ITE | 3VF3 | | • | | | | | | | | | |
| Simplex | NX | | | •** | | | | | | | | |
| Square D | EDB | | • | | | | | • | | | | |
| Square D | EGB | | • | | | | | • | | | | |
| Square D | EH4 | | • | | | | | • | | | | |
| Square D | EHB | | • | | | | | • | | | | |
| Square D | EHB | | | | | • | | • | | | | |
| Square D | EJB | | • | | | | | • | | | | |
| Square D | EZ | | | | • | | | | | | | |
| Square D | FA | | •* | | | | | | | | | |
| Square D | FAL | | •* | | | | | | | | | |
| Square D | FC | | •* | | | | | | | | | |
| Square D | FCL | | •* | | | | | | | | | |
| Square D | FDA | | • | | | | | • | | | | |
| Square D | FGA | | | | | | | • | | | | |
| Square D | FH | | •* | | | | | | | | | |
| Square D | FHL | | •* | | | | | | | | | |
| Square D | FHL-DC | | •* | | | | | | | | | |
| Square D | FHP | | •* | | | | | | | | | |
| Square D | FI | | •* | | | | | | | | | |
| Square D | FIL | | •* | | | | | | | | | |
| Square D | FY | | •* | | | | | | | | | |
| Square D | GJL | | •* | | | | | | | | | |
| Square D | KA | | •* | | | | | | | | | |
| Square D | KAL | | •* | | | | | | | | | |
| Square D | KAP | | | • | | | | | | | | |
| Square D | KC | | •* | | | | | | | | | |
| Square D | KCL | | •* | | | | | | | | | |
| Square D | KH | | •* | | | | | | | | | |
| Square D | KHL | | •* | | | | | | | | | |
| Square D | KI | | •* | | | | | | | | | |
| Square D | KIL | | •* | | | | | | | | | |
| Square D | LA | | | •** | | | | | | | | |
| Square D | LAL | | | •** | • | | | | | | | |
| Square D | LAP | | | •** | • | | | | | | | |
| Square D | LC | | | | • | | | | | | | |
| Square D | LCP | | | | • | | | | | | | |
| Square D | LH | | | •** | | | | | | | | |
| Square D | LHL | | | •** | • | | | | | | | |
| Square D | LHP | | | •** | • | | | | | | | |
| Square D | L2 | | | | • | | | | | | | |
| Square D | LXL | | | | • | | | | | | | |
| Square D | MA | | | •** | | | | | | | | |
| Square D | MA | | | | • | | | | | | | |
| Square D | MAL | | | | • | | | | | | | |
| Square D | MH | | | | • | | | | | | | |
| Square D | MH | | | •** | | | | | | | | |
| Square D | MHL | | | | • | | | | | | | |
| Square D | ML-1 | | | •** | | | | | | | | |
| Square D | ML-3 | | | | • | | | | | | | |
| Square D | MXL | | | | • | | | | | | | |
| Square D | Q1B | | • | | | | | • | | | | |
| Square D | Q1L | | • | | | | | • | | | | |
| Square D | Q2 | | •* | | | | | | | | | |
| Square D | Q2H | | •* | | | | | | | | | |
| Square D | Q2L | | •* | | | | | | | | | |
| Square D | Q2MT | | •* | | | | | | | | | |
| Square D | Q4 | | | •** | | | | | | | | |
| Square D | Q4L | | | •** | | | | | | | | |
| Square D | QO | | | | | | • | | | | | |
| Square D | QO | • | • | | | | • | • | | | | |
| Square D | QOB | | | | | | • | | | | | |
| Square D | QOB | • | • | | | | • | • | | | | |
| Square D | QOB-H | | | | | | • | | | | | |
| Square D | QOB-VH | • | • | | | | • | | | | | |
| Square D | QOB-VH | | | | | • | | | | | | |
| Square D | QO-H | | | | | | • | | | | | |
| Square D | QOM1-VH | | • | | | | | • | | | | |
| Square D | QOM2-VH | | • | | | | | • | | | | |
| Square D | QO-SWN | • | • | | | | • | • | | | | |
| Square D | QOU | | | | | | • | | | | | |
| Square D | QOU | | • | | | | • | • | | | | |
| Square D | QOU w/tie bar | | | | | • | | • | | | | |
| Square D | QO-VH | | | | | | • | | | | | |
| Square D | QO-VH | • | • | | | | • | • | | | | |

* - Cleat (065404) accessory required  ** - Cleat (065406) accessory required



BRADY. WHEN PERFORMANCE MATTERS MOST™

# Breaker Compatibility Overview

| | | Standard Breaker Lockouts | | | | | EZ Panel Loc™ | | Mini Circuit Breaker Lockouts | | | |
|---|---|---|---|---|---|---|---|---|---|---|---|---|
| | | 120V Snap On (w/ hole) | 120/277V Clamp On (no hole) | 480/600V Clamp On (no hole) | Oversize 480/600V | Universal Multi-pole (tie bar) | Snap On (SQD QO) | Clamp On (Universal) | Pin Out Standard | Pin In Standard | Pin Out Wide | Multi-pole w/ TieBar |
| Manufacturer | Type | 065387 | 065396 | 065397 | 065329 | 066321 | 051252 | 051254 | 090844 | 090847 | 090850 | 090853 |
| Square D | QYU | | | | | | • | | | | | |
| Square D | Y1 | | | • | | | | | | | | |
| Sursum | EA53 | | | | | | | | | • | | |
| Sylvania GTE | QC | | | | | • | | • | | | | |
| Sylvania GTE | Type C | | | | | • | | • | | | | |
| Thomas & Betts | F Frame | | • | | | | | • | | | | |
| Toshiba | E225B | | •* | | | | | | | | | |
| Westinghouse | BA w/tie bar | | | | | • | | | | | | |
| Westinghouse | BA | • | • | | | | | • | | | | |
| Westinghouse | BAB | • | • | | | | | • | | | | |
| Westinghouse | BR | • | • | | | | | • | | | | |
| Westinghouse | BR w/tie bar | | | | | • | | • | | | | |
| Westinghouse | BRH w/tie bar | | | | | • | | | | | | |
| Westinghouse | CA | | •* | | | | | | | | | |
| Westinghouse | DA | | | • | | | | | | | | |
| Westinghouse | DK | | | • | | | | | | | | |
| Westinghouse | EB | | •* | | | | | • | | | | |
| Westinghouse | ED | | • | | | | | • | | | | |
| Westinghouse | EH | | • | | | | | • | | | | |
| Westinghouse | EHB | | •* | | | | | | | | | |
| Westinghouse | EHD | | • | | | | | • | | | | |
| Westinghouse | FA | | •* | | | | | • | | | | |
| Westinghouse | FB | | •* | | | | | • | | | | |
| Westinghouse | FD | | • | | | | | • | | | | |
| Westinghouse | FDB | | • | | | | | • | | | | |
| Westinghouse | FDC | | • | | | | | • | | | | |
| Westinghouse | FP | | | •** | | | | | | | | |
| Westinghouse | GB | | • | | | | | • | | | | |
| Westinghouse | GBH | | • | | | | | • | | | | |
| Westinghouse | GHB | | • | | | | | • | | | | |
| Westinghouse | GR | | | • | | | | | | | | |
| Westinghouse | HBAW | • | • | | | | | • | | | | |
| Westinghouse | HBAX | • | • | | | | | • | | | | |
| Westinghouse | HCA | | •* | | | | | • | | | | |
| Westinghouse | HFB | | •* | | | | | • | | | | |
| Westinghouse | HFD | | • | | | | | • | | | | |
| Westinghouse | HKD | | | • | | | | | | | | |
| Westinghouse | HLA | | | • | | | | | | | | |
| Westinghouse | HLB | | | • | | | | | | | | |
| Westinghouse | HMC | | | • | | | | | | | | |
| Westinghouse | HMCP | | •* | | | | | • | | | | |
| Westinghouse | HNC | | | | • | | | | | | | |
| Westinghouse | HQNP | | • | | | | | • | | | | |
| Westinghouse | HQP | • | • | | | | | • | | | | |
| Westinghouse | JA | | | • | | | | | | | | |
| Westinghouse | JB | | | • | | | | | | | | |
| Westinghouse | JD | | | • | | | | | | | | |
| Westinghouse | JDB | | | • | | | | | | | | |
| Westinghouse | KA | | | •** | | | | | | | | |
| Westinghouse | KB | | | • | | | | | | | | |
| Westinghouse | LA | | | •** | | | | | | | | |
| Westinghouse | LB | | | • | | | | | | | | |
| Westinghouse | LBB | | | • | | | | | | | | |
| Westinghouse | LH | | | • | | | | | | | | |
| Westinghouse | MA | | | •** | | | | | | | | |
| Westinghouse | MC | | | •** | | | | | | | | |
| Westinghouse | MCC | | | •** | | | | | | | | |
| Westinghouse | MCPO | | •* | | | | | • | | | | |
| Westinghouse | NB | | | | • | | | | | | | |
| Westinghouse | P | | • | | | | | • | | | | |
| Westinghouse | PA | | | | | | | | | | | |
| Westinghouse | QBHW | • | • | | | | | • | | | | |
| Westinghouse | QC | • | • | | | | | • | | | | |
| Westinghouse | QC | | | | | • | | | | | | |
| Westinghouse | QCHQ | • | • | | | | | • | | | | |
| Westinghouse | QHCW | • | • | | | | | • | | | | |
| Westinghouse | QHCX | • | • | | | | | • | | | | |
| Westinghouse | QHPW | • | • | | | | | • | | | | |
| Westinghouse | QPHW | • | • | | | | | • | | | | |
| Westinghouse | Quicklag P | | • | | | | | • | | | | |
| Westinghouse | RE | | • | | | | | • | | | | |
| Westinghouse | RH | | | • | | | | | | | | |
| Westinghouse | WPHX | • | • | | | | | • | | | | |
| Wylex | WRS40/2 | | | | | | | | • | | | |
| Zinsco | HQB | | • | | | | | • | | | | |
| Zinsco | QB | | • | | | | | • | | | | |

* - Cleat (065404) accessory required  ** - Cleat (065406) accessory required

# Order Reference Index


| Order Reference | Description | Page |
|---|---|---|
| 041920 | Blank VIP Tags - Small | 68 |
| 041921 | Blank VIP Tags - Large | 68 |
| 041922 | Blank VIP Tags - Small | 68 |
| 041923 | Blank VIP Tags - Large | 68 |
| 041924 | Blank VIP Tags - Small | 68 |
| 041925 | Blank VIP Tags - Large | 68 |
| 041926 | Blank VIP Tags - Small | 68 |
| 041927 | Blank VIP Tags - Large | 68 |
| 041928 | Blank VIP Tags - Small | 68 |
| 041929 | Blank VIP Tags - Large | 68 |
| 045190 | Group Lock Box | 30 |
| 045191 | Original Cable Lockout | 37 |
| 045192 | Original Cable Lockout | 37 |
| 045582 | Non-Conductive Lockout Hasp | 55 |
| 045629 | Gas Cylinder Lockout | 43 |
| 045842 | 3-in-1 Electrical Plug Lockout | 48 |
| 046134 | Portable / Wall Group Lockout Box | 31 |
| 046139 | Cylinder Tank Lockout | 43 |
| 050280 | Labels for Steel Padlocks | 27 |
| 050281 | Labels for Steel Padlocks | 27 |
| 050283 | Labels for Steel Padlocks | 27 |
| 050289 | Labels for Aluminium Padlocks | 27 |
| 050292 | Labels for Aluminium Padlocks | 27 |
| 050293 | Labels for Aluminium Padlocks | 27 |
| 050899 | Large Universal Valve Lockout Base Clamping Unit | 37 |
| 050924 | Small Universal Valve Lockout Base Clamping Unit | 37 |
| 050938 | Wall-Mounted Group Lockout Box | 31 |
| 050939 | Wall-Mounted Group Lockout Box - Extra Hooks | 31 |
| 050940 | Mini Cable Lockout with steel cable | 37 |
| 050941 | All Purpose Cable Lockout with Non-Conductive Nylon Cable - 2.44 m | 36 |
| 050943 | All Purpose Cable Lockout with Vinyl Coated Metal Cable - 2.44 m | 36 |
| 050944 | All Purpose Cable Lockout without Cable | 36 |
| 050945 | Non-Conductive Nylon Cable - 2.44 m | 36 |
| 050947 | Vinyl Coated Metal Cable - 2.44 m | 36 |
| 050948 | Non-Conductive Nylon Cable - 3.65 m | 36 |
| 050950 | Vinyl Coated Metal Cable - 3.65 m | 36 |
| 050979 | Large Lockout Pouch | 57 |
| 050989 | 5-Lock Board | 63 |
| 050990 | 10-Lock Board | 63 |
| 050991 | 20-Lock Board | 63 |
| 050992 | 36-Lock Board | 63 |
| 050993 | Adjustable Lockout Stations - Extra-large | 63 |
| 050994 | Adjustable Lockout Stations - Large | 63 |
| 050997 | Adjustable Lockout Stations - Small | 63 |
| 051172 | Lockout Belt Pouch | 57 |
| 051252 | EZ Panel Loc™ Snap-On Breaker Lockout | 45 |
| 051254 | EZ Panel Loc™ Clamp-On Breaker Lockout | 45 |
| 051264 | 480-600 V Breaker Lockout - 101 mm Yellow Mounting Rails | 46 |
| 051265 | 480-600 V Breaker Lockout - Blocking Bar Holder | 46 |
| 051339 | Safety Padlocks - Standard - 38 mm - red | 60 |
| 051339 | Safety Padlocks - Standard - 38 mm- one of each colour | 60 |
| 051344 | Safety Padlocks - Standard | 19 |
| 051345 | Safety Padlocks - Standard | 19 |
| 051346 | Safety Padlocks - Standard | 19 |
| 051347 | Safety Padlocks - Standard | 19 |
| 051353 | Safety Padlocks - Standard | 19 |
| 051354 | Brass Padlocks | 22 |
| 051355 | Brass Padlocks | 22 |
| 051356 | Brass Padlocks | 22 |
| 051357 | Brass Padlocks | 22 |
| 051358 | Brass Padlocks | 22 |
| 051359 | Brass Padlocks | 22 |
| 051379 | Labels for Safety Padlocks | 27 |
| 051388 | Large Universal Valve Lockout w/ Nylon Cable & Blocking Arm | 39 |
| 051390 | Small Universal Valve Lockout w/ Nylon Cable & Blocking Arm | 39 |
| 051392 | Large Universal Valve Lockout w/ Sheathed Cable & Blocking Arm | 39 |
| 051394 | Small Universal Valve Lockout w/ Sheathed Cable & Blocking Arm | 39 |
| 051395 | Cable attachment with 2.44 metre sheathed cable, cable diameter 3.25 mm | 37 |
| 051442 | Mini Cable Lockout with nylon cable | 37 |
| 064057 | Adjustable Gate Valve Lockout | 41 |
| 064221 | Pneumatic Quick-Disconnect Lockout | 44 |
| 064539 | Miniature Air Line Regulator for SMC models AR2000 / NAR2000 | 44 |
| 064540 | Intermediate Air Line Regulator for SMC Models AR3000 / NAR3000 | 44 |
| 065240 | Enclosed Padlock Storage Modules | 32 |
| 065241 | Enclosed Padlock Storage Modules | 32 |
| 065269 | AC Sensors | 51 |
| 065318 | Original cable lockout | 37 |
| 065319 | Cable | 37 |
| 065320 | Cable | 37 |
| 065321 | Oversized 480-600 V Breaker Lockout Device | 47 |
| 065329 | Oversized 480-600 V Breaker Lockout Device | 47 |
| 065387 | Single Pole Circuit Breaker Lockout | 46 |
| 065392 | Wall Switch Lockout | 51 |
| 065396 | No Hole Circuit Breaker Lockout - 277 Volt Device | 47 |
| 065397 | No Hole Circuit Breaker Lockout - 480-600 Volts Device | 47 |
| 065400 | Small Universal Valve Lockout Base + Arm | 39 |
| 065401 | Large Universal Valve Lockout Base + Arm | 39 |
| 065402 | Small Blocking Arm | 39 |
| 065403 | Large Blocking Arm | 39 |
| 065404 | Extra Cleats for 120/277V Lockout | 47 |
| 065406 | Extra Cleats for 480/600V Lockout | 47 |
| 065500 | Photo Tags (without laminate) | 66 |
| 065501 | Self-laminating Photo Tags | 66 |
| 065560 | 25-64 mm red Gate Valve Lockout | 60 |
| 065561 | 64-127 mm red Gate Valve Lockout | 60 |
| 065562 | 127-165 mm red Gate Valve Lockout | 60 |
| 065563 | 165-254 mm red Gate Valve Lockout | 60 |
| 065564 | 254-330 mm red Gate Valve Lockout | 60 |
| 065585 | Standard Gate Valve Lockout | 41 |
| 065586 | Standard Gate Valve Lockout | 41 |
| 065587 | Standard Gate Valve Lockout | 41 |
| 065588 | Standard Gate Valve Lockout | 41 |
| 065589 | Standard Gate Valve Lockout | 41 |
| 065590 | Standard Gate Valve Lockout | 41 |
| 065591 | Standard Gate Valve Lockout | 41 |
| 065592 | Standard Gate Valve Lockout | 41 |
| 065593 | Standard Gate Valve Lockout | 41 |
| 065594 | Standard Gate Valve Lockout | 41 |
| 065595 | Standard Gate Valve Lockout | 41 |
| 065596 | Standard Gate Valve Lockout | 41 |

| Order Reference | Description | Page |
|---|---|---|
| 065597 | Standard Gate Valve Lockout | 41 |
| 065598 | Standard Gate Valve Lockout | 41 |
| 065599 | Standard Gate Valve Lockout | 41 |
| 065645 | Pneumatic Quick-Disconnect Lockout | 44 |
| 065666 | Small Brady Ball Valve Lockout | 40 |
| 065669 | Large Brady Ball Valve Lockout | 40 |
| 065672 | Group Lock Box | 30 |
| 065673 | Stopower Plug Lockout | 48 |
| 065674 | Lockout Devices for Plug Connections - Small | 48 |
| 065675 | Lockout Devices for Plug Connections - Large | 48 |
| 065688 | Single Pole Circuit Breaker Lockout | 46 |
| 065690 | Fuse Blockout Devices | 51 |
| 065691 | Fuse blockout devices | 51 |
| 065692 | Small Brady Ball Valve Lockout | 40 |
| 065693 | Large Brady Ball Valve Lockout | 40 |
| 065695 | Hubbell Plugout for Industrial Plug Connections - Small | 49 |
| 065699 | Group Lock Box | 30 |
| 065780 | Lockout bag made of rugged canvas with drawstrings | 49 |
| 065815 | EZ Panel Loc™ Snap-On Breaker Lockout | 45 |
| 065960 | Labelled Group Lockout Hasps | 56 |
| 065961 | Labelled Group Lockout Hasps | 56 |
| 065962 | Labelled Group Lockout Hasps | 56 |
| 065963 | Labelled Group Lockout Hasps | 56 |
| 065964 | Labelled Group Lockout Hasps | 56 |
| 065965 | No Hole Circuit Breaker Lockout - 277 Volt Device | 47 |
| 065966 | No Hole Circuit Breaker Lockout - 480-600 Volts Device | 47 |
| 065967 | Labelled Group Lockout Hasps | 56 |
| 065968 | Hubbell Plugout for Industrial Plug Connections - Large | 49 |
| 065970 | Labelled Group Lockout Hasps | 56 |
| 065971 | Labelled Group Lockout Hasps | 56 |
| 065972 | Labelled Group Lockout Hasps | 56 |
| 065973 | Labelled Group Lockout Hasps | 56 |
| 065974 | Labelled Group Lockout Hasps | 56 |
| 065975 | Labelled Group Lockout Hasps | 56 |
| 066320 | Universal Multi-Pole Breaker Lockout | 46 |
| 066321 | Universal Multi-Pole Breaker Lockout | 46 |
| 076714 | B-551 Non-Adhesive Tag Stock | 73 |
| 076715 | B-551 Non-Adhesive Tag Stock | 73 |
| 076716 | B-551 Non-Adhesive Tag Stock | 73 |
| 081773 | 10-Pocket Tag Safety Station | 69 |
| 087052 | Permanent Marker - Fine | 57 |
| 087694 | Blank VIP Tags - Small | 68 |
| 087695 | Blank VIP Tags - Large | 68 |
| 087696 | Blank VIP Tags - Small | 68 |
| 087697 | Blank VIP Tags - Large | 68 |
| 087698 | Blank VIP Tags - Small | 68 |
| 087699 | Blank VIP Tags - Large | 68 |
| 090844 | Miniature Circuit Breaker Lockouts - Pin-Out Standard | 45 |
| 090845 | Miniature Circuit Breaker Lockouts - Pin-Out Standard | 45 |
| 090847 | Miniature Circuit Breaker Lockouts - Pin-In Standard | 45 |
| 090848 | Miniature Circuit Breaker Lockouts - Pin-In Standard | 45 |
| 090850 | Miniature Circuit Breaker Lockouts - Pin-Out Wide | 45 |
| 090851 | Miniature Circuit Breaker Lockouts - Pin-Out Wide | 45 |
| 090853 | Miniature Circuit Breaker Lockouts - Tie-Bar | 45 |
| 090854 | Miniature Circuit Breaker Lockouts - Tie-Bar | 45 |
| 090891 | 480-600V Breaker Lockout | 46 |
| 090892 | 480-600V Breaker Lockout - 190 mm Red Blocking Bar | 46 |
| 090893 | 480-600V Breaker Lockout - 190 mm Green Blocking Bar | 46 |
| 096222 | Self-laminating Photo Tags | 66 |
| 099162 | Lockout Duffel Bag | 57 |
| 099708 | Combined Lockout & Lock Box Station w/ Components | 33 |
| 101963 | Combination Padlock | 26 |
| 104600 | Emergency Stop Safety Cover for 30.50 mm button - NEMA | 50 |
| 104601 | Emergency Stop Safety Cover for 22.50 mm button - IEC | 50 |
| 104602 | Push Button Safety Cover - NEMA | 50 |
| 104603 | Push Button Safety Cover - IEC | 50 |
| 105370 | Two-part Perforated Tags | 67 |
| 105371 | Two-part Perforated Tags | 67 |
| 105372 | Two-part Perforated Tags | 67 |
| 105373 | Two-part Perforated Tags | 67 |
| 105714 | Wall-mounted Metal Group Lockout Box - Small | 31 |
| 105715 | Wall-mounted Metal Group Lockout Box - Large | 31 |
| 105716 | Small metall lock box | 30 |
| 105717 | Large metall lock box | 30 |
| 105718 | Tamperproof Safety Lockout | 54 |
| 105719 | Tamperproof Safety Lockout | 54 |
| 105722 | Padlock Tags | 27 |
| 105723 | Padlock Tags | 27 |
| 105724 | Padlock Tags | 27 |
| 105905 | Small Lockout Toolbox | 62 |
| 105906 | Medium Lockout Toolbox | 62 |
| 113231 | Plug Valve Lockout | 43 |
| 113232 | Plug Valve Lockout | 43 |
| 113233 | Plug Valve Lockout | 43 |
| 113234 | Plug Valve Lockout | 43 |
| 118011 | BBP31 and BBP33 B-551 Non-Adhesive Tag Stock | 72 |
| 118012 | BBP31 and BBP33 B-551 Non-Adhesive Tag Stock | 72 |
| 118013 | BBP31 and BBP33 B-551 Non-Adhesive Tag Stock | 72 |
| 121504 | Small Butterfly Lockout | 42 |
| 121505 | Large Butterfly Lockout | 42 |
| 121540 | Perma-mount™ Ball Valve Lockout, Metal, Small size | 40 |
| 121541 | Perma-mount™ Ball Valve Lockout, Metal, Large size | 40 |
| 130749 | B-595 Pre-printed Pre-cut Blank Sign Headers for BBP85 | 74 |
| 130750 | B-595 Pre-printed Pre-cut Blank Sign Headers for BBP85 | 74 |
| 130752 | B-595 Pre-printed Pre-cut Blank Sign Headers for BBP85 | 74 |
| 130753 | B-595 Pre-printed Pre-cut Blank Sign Headers for BBP85 | 74 |
| 130755 | B-595 Pre-printed Pre-cut Blank Sign Headers for BBP85 | 74 |
| 130756 | B-595 Pre-printed Pre-cut Blank Sign Headers for BBP85 | 74 |
| 130758 | B-595 Pre-printed Pre-cut Blank Sign Headers for BBP85 | 74 |
| 130759 | B-595 Pre-printed Pre-cut Blank Sign Headers for BBP85 | 74 |
| 130761 | B-595 Pre-printed Pre-cut Blank Sign Headers for BBP85 | 74 |
| 130762 | B-595 Pre-printed Pre-cut Blank Sign Headers for BBP85 | 74 |
| 130764 | B-595 Pre-printed Pre-cut Blank Sign Headers for BBP85 | 74 |
| 130765 | B-595 Pre-printed Pre-cut Blank Sign Headers for BBP85 | 74 |
| 130819 | Push Button Lockout Device (16 mm), Red, with Tall Cover | 50 |
| 130820 | Push Button Lockout Device (22 mm), Red, with Standard Cover | 50 |
| 130821 | Push Button Lockout Device (30 mm), Red, with Standard Cover | 50 |
| 130822 | 16 mm Push Button/E-Stop Lockout Bases, 5 Pk | 50 |
| 130823 | 22 mm Push Button/E-Stop Lockout Bases 5 Pk | 50 |
| 130824 | 30 mm Push Button/E-Stop Lockout Bases 5 Pk | 50 |




BRADY® WHEN PERFORMANCE MATTERS MOST™

| Order Reference | Description | Page |
|---|---|---|
| 131063 | Double Looped Cable Lockout - 0.61 m | 28 |
| 131064 | Double Looped Cable Lockout - 1.22 m | 28 |
| 131065 | Double Looped Cable Lockout - 1.83 m | 28 |
| 131066 | Double Looped Cable Lockout - 2.44 m | 28 |
| 132393 | B-595 Pre-printed Pre-cut Blank Sign Headers for BBP85 | 74 |
| 132395 | B-595 Pre-printed Pre-cut Blank Sign Headers for BBP85 | 74 |
| 133254 | BMP41 EU Label Printer | 71 |
| 134018 | Push Button Lockout Device (16 mm), Red, with Standard Cover | 50 |
| 134458 | BMP21-PLUS-KIT with EU power cord | 71 |
| 134459 | BMP21-PLUS-KIT with UK power cord | 71 |
| 134460 | BMP21-PLUS-KIT with US power cord | 71 |
| 134461 | BMP21-PLUS-KIT with Russian keyboard | 71 |
| 138396 | Energy Source Tag - Control Panel | 70 |
| 138397 | Energy Source Tag - Control Panel | 70 |
| 138398 | Energy Source Tag - Control Panel | 70 |
| 138399 | Energy Source Tag - Electrical | 70 |
| 138401 | Energy Source Tag - Electrical | 70 |
| 138402 | Energy Source Tag - Electrical | 70 |
| 138403 | Energy Source Tag - Electrical | 70 |
| 138404 | Energy Source Tag - Electrical | 70 |
| 138405 | Energy Source Tag - Pneumatic | 70 |
| 138406 | Energy Source Tag - Pneumatic | 70 |
| 138407 | Energy Source Tag - Pneumatic | 70 |
| 138408 | Energy Source Tag - Pneumatic | 70 |
| 138409 | Energy Source Tag - Pneumatic | 70 |
| 138410 | Energy Source Tag - Hydraulic | 70 |
| 138411 | Energy Source Tag - Hydraulic | 70 |
| 138412 | Energy Source Tag - Hydraulic | 70 |
| 138413 | Energy Source Tag - Water | 70 |
| 138414 | Energy Source Tag - Water | 70 |
| 138415 | Energy Source Tag - Water | 70 |
| 138416 | Energy Source Tag - Water | 70 |
| 138417 | Energy Source Tag - Water | 70 |
| 138418 | Energy Source Tag - Gas | 70 |
| 138419 | Energy Source Tag - Gas | 70 |
| 138420 | Energy Source Tag - Gas | 70 |
| 138421 | Energy Source Tag - Gas | 70 |
| 138422 | Energy Source Tag - Gas | 70 |
| 138423 | Energy Source Tag - Steam | 70 |
| 138424 | Energy Source Tag - Steam | 70 |
| 138425 | Energy Source Tag - Steam | 70 |
| 138426 | Energy Source Tag - Steam | 70 |
| 138427 | Energy Source Tag - Steam | 70 |
| 138428 | Energy Source Tag - Chemical | 70 |
| 138429 | Energy Source Tag - Chemical | 70 |
| 138430 | Energy Source Tag - Chemical | 70 |
| 138431 | Energy Source Tag - Kinetic | 70 |
| 138432 | Energy Source Tag - Kinetic | 70 |
| 138433 | Energy Source Tag - Kinetic | 70 |
| 138434 | Energy Source Tag - Thermal | 70 |
| 138437 | Energy Source Tag - Thermal | 70 |
| 138438 | Energy Source Tag - Thermal | 70 |
| 138439 | Energy Source Tag - Valve | 70 |
| 138440 | Energy Source Tag - Valve | 70 |
| 138441 | Energy Source Tag - Valve | 70 |
| 138442 | Energy Source Tag - Valve | 70 |
| 138443 | Energy Source Tag - Valve | 70 |
| 138444 | Energy Source Tag - Glycol | 70 |
| 138445 | Energy Source Tag - Glycol | 70 |
| 138446 | Energy Source Tag - Glycol | 70 |
| 138447 | Energy Source Tag - Electrical | 70 |
| 138448 | Energy Source Tag - Electrical | 70 |
| 138449 | Energy Source Tag - Electrical | 70 |
| 138450 | Energy Source Tag - Electrical | 70 |
| 138451 | Energy Source Tag - Electrical | 70 |
| 138452 | Energy Source Label - Electrical | 70 |
| 138453 | Energy Source Label - Electrical | 70 |
| 138454 | Energy Source Label - Electrical | 70 |
| 138455 | Energy Source Label - Electrical | 70 |
| 138456 | Energy Source Label - Electrical | 70 |
| 138457 | Energy Source Label - Electrical | 70 |
| 138458 | Energy Source Label - Electrical | 70 |
| 138459 | Energy Source Label - Electrical | 70 |
| 138460 | Energy Source Label - Electrical | 70 |
| 138461 | Energy Source Label - Electrical | 70 |
| 138462 | Energy Source Label - Electrical | 70 |
| 138463 | Energy Source Label - Electrical | 70 |
| 138464 | Energy Source Label - Electrical | 70 |
| 138465 | Energy Source Label - Electrical | 70 |
| 138466 | Energy Source Label - Electrical | 70 |
| 138467 | Energy Source Label - Electrical | 70 |
| 138468 | Energy Source Label - Electrical | 70 |
| 138469 | Energy Source Label - Electrical | 70 |
| 138470 | Energy Source Label - Electrical | 70 |
| 138471 | Energy Source Label - Electrical | 70 |
| 138732 | Energy Source Tag Control Panel | 70 |
| 138733 | Energy Source Tag Control Panel | 70 |
| 138734 | Energy Source Tag Control Panel | 70 |
| 138735 | Energy Source Tag Control Panel | 70 |
| 138736 | Energy Source Tag Control Panel | 70 |
| 138737 | Energy Source Tag Control Panel | 70 |
| 138738 | Energy Source Tag Control Panel | 70 |
| 138739 | Energy Source Tag Pneumatic | 70 |
| 138740 | Energy Source Tag Pneumatic | 70 |
| 138741 | Energy Source Tag Pneumatic | 70 |
| 138742 | Energy Source Tag Pneumatic | 70 |
| 138743 | Energy Source Tag Pneumatic | 70 |
| 138744 | Energy Source Tag Hydraulic | 70 |
| 138745 | Energy Source Tag Hydraulic | 70 |
| 138746 | Energy Source Tag Hydraulic | 70 |
| 138747 | Energy Source Tag Hydraulic | 70 |
| 138748 | Energy Source Tag Hydraulic | 70 |
| 138749 | Energy Source Tag Hydraulic | 70 |
| 138750 | Energy Source Tag Hydraulic | 70 |
| 138751 | Energy Source Tag Water | 70 |
| 138752 | Energy Source Tag Water | 70 |
| 138753 | Energy Source Tag Water | 70 |
| 138754 | Energy Source Tag Water | 70 |
| 138755 | Energy Source Tag Water | 70 |
| 138756 | Energy Source Tag Gas | 70 |

| Order Reference | Description | Page |
|---|---|---|
| 138757 | Energy Source Tag Gas | 70 |
| 138758 | Energy Source Tag Gas | 70 |
| 138759 | Energy Source Tag Gas | 70 |
| 138760 | Energy Source Tag Gas | 70 |
| 138761 | Energy Source Tag Steam | 70 |
| 138762 | Energy Source Tag Steam | 70 |
| 138763 | Energy Source Tag Steam | 70 |
| 138764 | Energy Source Tag Steam | 70 |
| 138765 | Energy Source Tag Steam | 70 |
| 138766 | Energy Source Tag Chemical | 70 |
| 138767 | Energy Source Tag Chemical | 70 |
| 138768 | Energy Source Tag Chemical | 70 |
| 138769 | Energy Source Tag Chemical | 70 |
| 138770 | Energy Source Tag Chemical | 70 |
| 138771 | Energy Source Tag Chemical | 70 |
| 138772 | Energy Source Tag Chemical | 70 |
| 138773 | Energy Source Tag Kinetic | 70 |
| 138774 | Energy Source Tag Kinetic | 70 |
| 138775 | Energy Source Tag Kinetic | 70 |
| 138776 | Energy Source Tag Kinetic | 70 |
| 138777 | Energy Source Tag Kinetic | 70 |
| 138778 | Energy Source Tag Kinetic | 70 |
| 138779 | Energy Source Tag Kinetic | 70 |
| 138780 | Energy Source Tag Thermal | 70 |
| 138781 | Energy Source Tag Thermal | 70 |
| 138782 | Energy Source Tag Thermal | 70 |
| 138783 | Energy Source Tag Thermal | 70 |
| 138784 | Energy Source Tag Thermal | 70 |
| 138785 | Energy Source Tag Thermal | 70 |
| 138786 | Energy Source Tag Thermal | 70 |
| 138787 | Energy Source Tag Valve | 70 |
| 138788 | Energy Source Tag Valve | 70 |
| 138789 | Energy Source Tag Valve | 70 |
| 138790 | Energy Source Tag Valve | 70 |
| 138791 | Energy Source Tag Valve | 70 |
| 138792 | Energy Source Tag Valve | 70 |
| 138793 | Energy Source Tag Valve | 70 |
| 138794 | Energy Source Tag Valve | 70 |
| 138795 | Energy Source Tag Valve | 70 |
| 138796 | Energy Source Tag Valve | 70 |
| 138797 | Energy Source Tag Valve | 70 |
| 138798 | Energy Source Tag Valve | 70 |
| 138799 | Energy Source Tag Valve | 70 |
| 138800 | Energy Source Tag Valve | 70 |
| 138801 | Energy Source Tag Valve | 70 |
| 138802 | Energy Source Tag Glycol | 70 |
| 138803 | Energy Source Tag Glycol | 70 |
| 138804 | Energy Source Tag Glycol | 70 |
| 138805 | Energy Source Tag Glycol | 70 |
| 138806 | Energy Source Tag Glycol | 70 |
| 138807 | Energy Source Tag Glycol | 70 |
| 138808 | Energy Source Tag Glycol | 70 |
| 138809 | Energy Source Label Electrical | 70 |
| 138810 | Energy Source Label Electrical | 70 |
| 138811 | Energy Source Label Electrical | 70 |
| 138812 | Energy Source Label Electrical | 70 |
| 138813 | Energy Source Label Electrical | 70 |
| 138814 | Energy Source Label Electrical | 70 |
| 138815 | Energy Source Label Electrical | 70 |
| 138816 | Energy Source Label Electrical | 70 |
| 138817 | Energy Source Label Electrical | 70 |
| 138818 | Energy Source Label Electrical | 70 |
| 138819 | Energy Source Label Electrical | 70 |
| 138820 | Energy Source Label Electrical | 70 |
| 138821 | Energy Source Label Electrical | 70 |
| 138822 | Energy Source Label Electrical | 70 |
| 138823 | Energy Source Label Electrical | 70 |
| 138824 | Energy Source Label Electrical | 70 |
| 138825 | Energy Source Label Electrical | 70 |
| 138826 | Energy Source Label Electrical | 70 |
| 138827 | Energy Source Label Electrical | 70 |
| 138828 | Energy Source Label Electrical | 70 |
| 138829 | Energy Source Tag Control Panel | 70 |
| 138830 | Energy Source Tag Control Panel | 70 |
| 138831 | Energy Source Tag Control Panel | 70 |
| 138832 | Energy Source Tag Control Panel | 70 |
| 138833 | Energy Source Tag Control Panel | 70 |
| 138834 | Energy Source Tag Control Panel | 70 |
| 138835 | Energy Source Tag Control Panel | 70 |
| 138836 | Energy Source Tag Control Panel | 70 |
| 138837 | Energy Source Tag Control Panel | 70 |
| 138838 | Energy Source Tag Control Panel | 70 |
| 139793 | Push Button Lockout Device (16 mm), Clear, with Standard Cover | 50 |
| 139794 | Push Button Lockout Device (16 mm), Clear, with Tall Cover | 50 |
| 139795 | Push Button Lockout Device (22 mm), Clear, with Standard Cover | 50 |
| 139796 | Push Button Lockout Device (30 mm), Clear, with Standard Cover | 50 |
| 140883 | B-595 Pre-printed Pre-cut Blank Sign Headers for BBP85 | 74 |
| 140884 | B-595 Pre-printed Pre-cut Blank Sign Headers for BBP85 | 74 |
| 140885 | B-595 Pre-printed Pre-cut Blank Sign Headers for BBP85 | 74 |
| 140886 | B-595 Pre-printed Pre-cut Blank Sign Headers for BBP85 | 74 |
| 140887 | B-595 Pre-printed Pre-cut Blank Sign Headers for BBP85 | 74 |
| 140888 | B-595 Pre-printed Pre-cut Blank Sign Headers for BBP85 | 74 |
| 140889 | B-595 Pre-printed Pre-cut Blank Sign Headers for BBP85 | 74 |
| 140890 | B-595 Pre-printed Pre-cut Blank Sign Headers for BBP85 | 74 |
| 143633 | BBP35 Multicolour Sign and Label Printer - QWERTY US | 73 |
| 143634 | BBP35 Multicolour Sign and Label Printer - QWERTY EU | 73 |
| 143635 | BBP35 Multicolour Sign and Label Printer - AZERTY | 73 |
| 143636 | BBP35 Multicolour Sign and Label Printer - QWERTZ | 73 |
| 143637 | BBP35 Multicolour Sign and Label Printer - CYRILLIC | 73 |
| 143638 | BBP37 Multicolour and Cut Sign and Label Printer - QWERTY US | 73 |
| 143639 | BBP37 Multicolour and Cut Sign and Label Printer - QWERTY EU | 73 |
| 143640 | BBP37 Multicolour and Cut Sign and Label Printer - AZERTY | 73 |
| 143641 | BBP37 Multicolour and Cut Sign and Label Printer - QWERTZ | 73 |
| 143642 | BBP37 Multicolour and Cut Sign and Label Printer - CYRILLIC | 73 |
| 145549 | SAFELEX™ Universal Cable Lockout Device - 3 m Nylon Cable | 36 |
| 145550 | SAFELEX™ Universal Cable Lockout Device - 2 m Nylon Cable | 36 |
| 145551 | SAFELEX™ Universal Cable Lockout Device - 5 m Sheathed Steel Cable | 36 |
| 145552 | SAFELEX™ Universal Cable Lockout Device - 3 m Sheathed Steel Cable | 36 |
| 145553 | SAFELEX™ Universal Cable Lockout Device - 2 m Sheathed Steel Cable | 36 |
| 145554 | SAFELEX™ Universal Cable Lockout Device - 1 m Sheathed Steel Cable | 36 |

# Order Reference Index


| Order Reference | Description | Page |
|---|---|---|
| 145579 | Safety Redbox Group Lockout Box - Red | 30 |
| 145580 | Safety Redbox Group Lockout Box - Yellow | 30 |
| 145581 | Standard Gate Valve Lockout | 41 |
| 145582 | Standard Gate Valve Lockout | 41 |
| 145583 | Standard Gate Valve Lockout | 41 |
| 145584 | Standard Gate Valve Lockout | 41 |
| 145585 | Standard Gate Valve Lockout | 41 |
| 145995 | BBP37 Multicolour and Cut Sign and Label Printer - QWERTY UK | 73 |
| 145996 | BBP35 Multicolour Sign and Label Printer - QWERTY UK | 73 |
| 146120 | Compact Cable Safety Padlocks | 21 |
| 146121 | Compact Cable Safety Padlocks | 21 |
| 146122 | Compact Cable Safety Padlocks | 21 |
| 146123 | Compact Cable Safety Padlocks | 21 |
| 146124 | Compact Cable Safety Padlocks | 21 |
| 146125 | Compact Cable Safety Padlocks | 21 |
| 146126 | Compact Cable Safety Padlocks | 21 |
| 146127 | Compact Cable Safety Padlocks | 21 |
| 146128 | Compact Cable Safety Padlocks | 21 |
| 146129 | Compact Cable Safety Padlocks | 21 |
| 146130 | Compact Cable Safety Padlocks | 21 |
| 146131 | Compact Cable Safety Padlocks | 21 |
| 146132 | Compact Cable Safety Padlocks | 21 |
| 146133 | Compact Cable Safety Padlocks | 21 |
| 146134 | Compact Cable Safety Padlocks | 21 |
| 146135 | Compact Cable Safety Padlocks | 21 |
| 195934 | Compact Cable Safety Padlocks | 21 |
| 195935 | Compact Cable Safety Padlocks | 21 |
| 195936 | Compact Cable Safety Padlocks | 21 |
| 195937 | Compact Cable Safety Padlocks | 21 |
| 195938 | Compact Cable Safety Padlocks | 21 |
| 195939 | Compact Cable Safety Padlocks | 21 |
| 195940 | Compact Cable Safety Padlocks | 21 |
| 195941 | Compact Cable Safety Padlocks | 21 |
| 195942 | Compact Cable Safety Padlocks | 21 |
| 195943 | Compact Cable Safety Padlocks | 21 |
| 195944 | Compact Cable Safety Padlocks | 21 |
| 195945 | Compact Cable Safety Padlocks | 21 |
| 195946 | Compact Cable Safety Padlocks | 21 |
| 195947 | Compact Cable Safety Padlocks | 21 |
| 195948 | Compact Cable Safety Padlocks | 21 |
| 195949 | Compact Cable Safety Padlocks | 21 |
| 195950 | Compact Cable Safety Padlocks | 21 |
| 195951 | Compact Cable Safety Padlocks | 21 |
| 195952 | Compact Cable Safety Padlocks | 21 |
| 195953 | Compact Cable Safety Padlocks | 21 |
| 195954 | Compact Cable Safety Padlocks | 21 |
| 195955 | Compact Cable Safety Padlocks | 21 |
| 195956 | Compact Cable Safety Padlocks | 21 |
| 195957 | Compact Cable Safety Padlocks | 21 |
| 195972 | Compact Cable Safety Padlocks | 21 |
| 195973 | Compact Cable Safety Padlocks | 21 |
| 195974 | Compact Cable Safety Padlocks | 21 |
| 195975 | Compact Cable Safety Padlocks | 21 |
| 195976 | Compact Cable Safety Padlocks | 21 |
| 195977 | Compact Cable Safety Padlocks | 21 |
| 195978 | Compact Cable Safety Padlocks | 21 |
| 195979 | Compact Cable Safety Padlocks | 21 |
| 195980 | Compact Cable Safety Padlocks | 21 |
| 195981 | Compact Cable Safety Padlocks | 21 |
| 195982 | Compact Cable Safety Padlocks | 21 |
| 195983 | Compact Cable Safety Padlocks | 21 |
| 195984 | Compact Cable Safety Padlocks | 21 |
| 195985 | Compact Cable Safety Padlocks | 21 |
| 195986 | Compact Cable Safety Padlocks | 21 |
| 195987 | Compact Cable Safety Padlocks | 21 |
| 195988 | Compact Cable Safety Padlocks | 21 |
| 195989 | Compact Cable Safety Padlocks | 21 |
| 195990 | Compact Cable Safety Padlocks | 21 |
| 195991 | Compact Cable Safety Padlocks | 21 |
| 225196 | Blank Safety Lockout Hasps | 56 |
| 225198 | Blank Safety Lockout Hasps | 56 |
| 225203 | Pro-Lock device + Cable - 1.5 m | 38 |
| 225204 | Pro-Lock device + Cable - 1.5 m | 38 |
| 225205 | Pro-Lock device + Cable - 1.5 m | 38 |
| 225206 | Pro-Lock device - Operating Tool | 38 |
| 225207 | Pro-Lock device - Operating Tool | 38 |
| 225208 | Pro-Lock device - Operating Tool | 38 |
| 225340 | Non-Conductive Ball Valve Lockout | 40 |
| 225400 | Tagout: Warning Tags | 64 |
| 225401 | Tagout: Warning Tags | 64 |
| 225402 | Tagout: Warning Tags | 64 |
| 225403 | Tagout: Warning Tags | 64 |
| 225404 | Tagout: Warning Tags | 64 |
| 225405 | Tagout: Warning Tags | 64 |
| 225406 | Tagout: Warning Tags | 64 |
| 225407 | Tagout: Warning Tags | 64 |
| 225408 | Tagout: Warning Tags | 64 |
| 225409 | Tagout: Warning Tags | 64 |
| 225410 | Tagout: Warning Tags | 64 |
| 225411 | Tagout: Warning Tags | 64 |
| 225412 | Tagout: Warning Tags | 64 |
| 225413 | Tagout: Warning Tags | 64 |
| 225414 | Tagout: Warning Tags | 64 |
| 225415 | Tagout: Warning Tags | 64 |
| 225416 | Tagout: Warning Tags | 64 |
| 225417 | Tagout: Warning Tags | 64 |
| 225418 | Tagout: Warning Tags | 64 |
| 225419 | Tagout: Warning Tags | 64 |
| 225420 | Tagout: Warning Tags | 64 |
| 225421 | Tagout: Warning Tags | 64 |
| 225422 | Tagout: Warning Tags | 64 |
| 225423 | Tagout: Warning Tags | 64 |
| 225424 | Tagout: Warning Tags | 64 |
| 225425 | Tagout: Warning Tags | 64 |
| 225426 | Tagout: Warning Tags | 64 |
| 225427 | Tagout: Warning Tags | 64 |
| 229956 | Coloured Nylon Ties - Blue | 68 |
| 229957 | Coloured Nylon Ties - Red | 68 |
| 229958 | Coloured Nylon Ties - Orange | 68 |
| 229959 | Coloured Nylon Ties - Yellow | 68 |
| 229960 | Coloured Nylon Ties - Green | 68 |
| 229961 | Coloured Nylon Ties - Violet | 68 |
| 230000 | Heavy Duty Steel Hasp + 150 mm chain | 56 |
| 230778 | Warning Tags: Machine Related Risks | 66 |
| 230779 | Warning Tags: Machine Related Risks | 66 |
| 230780 | Warning Tags: Machine Related Risks | 66 |
| 230781 | Warning Tags: Machine Related Risks | 66 |
| 236916 | Nylon Lockout Hasp | 55 |
| 236918 | Heavy Duty Steel Hasp | 56 |
| 236919 | Stubby Lockout | 54 |
| 236920 | Economy Lockout | 54 |
| 236921 | Scissor-Lok device with 0.91 m Cable | 38 |
| 236922 | Scissor-Lok device with 3.04 m Cable | 38 |
| 241700 | Brady Safety Tags | 65 |
| 241701 | Brady Safety Tags | 65 |
| 241703 | Brady Safety Tags | 65 |
| 241708 | Brady Safety Tags | 65 |
| 241710 | Brady Safety Tags | 65 |
| 241712 | Brady Safety Tags | 65 |
| 241713 | Brady Safety Tags | 65 |
| 241714 | Brady Safety Tags | 65 |
| 241716 | Brady Safety Tags | 65 |
| 241717 | Brady Safety Tags | 65 |
| 241718 | Brady Safety Tags | 65 |
| 241719 | Brady Safety Tags | 61 |
| 241720 | Brady Safety Tags | 65 |
| 241721 | Brady Safety Tags | 65 |
| 256564 | Tagout: Warning Tags | 64 |
| 256565 | Tagout: Warning Tags | 57 |
| 256566 | Tagout: Warning Tags | 58 |
| 256567 | Tagout: Warning Tags | 64 |
| 256571 | Tagout: Warning Tags | 64 |
| 256572 | Tagout: Warning Tags | 64 |
| 256573 | Tagout: Warning Tags | 64 |
| 256575 | Tagout: Warning Tags | 64 |
| 256576 | Tagout: Warning Tags | 64 |
| 256577 | Tagout: Warning Tags | 64 |
| 256578 | Tagout: Warning Tags | 64 |
| 256579 | Tagout: Warning Tags | 64 |
| 256960 | Butterfly Valve Lockout | 42 |
| 256962 | Butterfly Valve Lockout | 42 |
| 256964 | Magnetic Signs | 69 |
| 256965 | Magnetic Signs | 69 |
| 256966 | Magnetic Signs | 69 |
| 256967 | Magnetic Signs | 69 |
| 262950 | Tagout: Warning Tags | 59 |
| 262951 | Tagout: Warning Tags | 64 |
| 262952 | Tagout: Warning Tags | 64 |
| 262953 | Tagout: Warning Tags | 64 |
| 262954 | Tagout: Warning Tags | 64 |
| 262957 | Tagout: Warning Tags | 64 |
| 262962 | Tagout: Warning Tags | 64 |
| 262964 | Tagout: Warning Tags | 64 |
| 262965 | Tagout: Warning Tags | 64 |
| 265390 | Labelled Safety Lockout Hasps | 56 |
| 265391 | Labelled Safety Lockout Hasps | 56 |
| 265392 | Labelled Safety Lockout Hasps | 56 |
| 265393 | Labelled Safety Lockout Hasps | 56 |
| 265399 | Blank Safety Lockout Hasps | 56 |
| 265548 | Tagout: Warning Tags | 64 |
| 265549 | Tagout: Warning Tags | 61 |
| 265550 | Tagout: Warning Tags | 64 |
| 620321 | Laminat™ Tags | 68 |
| 620322 | Laminat™ Tags | 68 |
| 620323 | Laminat™ Tags | 68 |
| 620324 | Laminat™ Tags | 68 |
| 622493 | Laminat™ Tags | 68 |
| 622613 | Coloured Nylon Ties - Black | 68 |
| 622646 | Coloured Nylon Ties - Natural | 68 |
| 622647 | Coloured Nylon Ties - Natural | 68 |
| 622680 | Coloured Nylon Ties - Blue | 68 |
| 622681 | Coloured Nylon Ties - Green | 68 |
| 622682 | Coloured Nylon Ties - Orange | 68 |
| 622683 | Coloured Nylon Ties - Violet | 68 |
| 622684 | Coloured Nylon Ties - Red | 68 |
| 622685 | Coloured Nylon Ties - Yellow | 68 |
| 710599 | BMP71 QWERTY EU Label Printer - 220V | 72 |
| 710600 | BMP71 QWERTY UK Label printer - 240V | 72 |
| 710601 | BMP71 AZERTY EU Label Printer - 220V | 72 |
| 710603 | BMP71 QWERTZ EU Label Printer - 220V | 72 |
| 710604 | BMP71 CYRILLIC EU Label Printer - 220V | 72 |
| 710669 | MarkWare Industrial Signmaking Software | 74 |
| 710731 | BBP31 QWERTY UK Sign and Label Printer - 240 V | 72 |
| 710737 | BBP31 QWERTY EU Sign and Label Printer - 220 V | 72 |
| 710738 | BBP31 QWERTZ Sign and Label Printer - 220 V | 72 |
| 710739 | BBP31 AZERTY Sign and Label Printer - 220 V | 72 |
| 710740 | BBP31 Cyrillic Sign and Label Printer - 220 V | 72 |
| 710894 | BMP51 Labelmaker with Battery Pack - AC Adaptor/Battery Charger EU | 71 |
| 710895 | BMP53 Labelmaker with Battery Pack - AC Adaptor/Battery Charger EU | 71 |
| 710898 | BMP51 Labelmaker with Battery Pack - AC Adaptor/Battery Charger UK | 71 |
| 710899 | BMP53 Labelmaker with Battery Pack - AC Adaptor/Battery Charger UK | 71 |
| 711071 | BBP33 Sign and Label Printer - 220V | 72 |
| 711075 | BBP33 Sign and Label Printer - 240V | 72 |
| 711190 | BBP85 QWERTZ PRINTER + MarkWare | 74 |
| 711191 | BBP85 CYRILLIC PRINTER + MarkWare | 74 |
| 711192 | BBP85 AZERTY PRINTER + MarkWare | 74 |
| 711193 | BBP85 QWERTY EU PRINTER + MarkWare | 74 |
| 711194 | BBP85 QWERTY UK PRINTER + MarkWare | 74 |
| 711213 | BMP41 UK Label Printer | 71 |
| 800110 | Prinzing Ball Valve Lockout | 40 |
| 800111 | Prinzing Ball Valve Lockout | 40 |
| 800112 | Brady Cable Lockout Device + 1.8 m cable | 38 |
| 800113 | Brady Cable Lockout Device - Additional Cable 1.8 m | 38 |
| 800114 | Brady Cable Lockout Device + 3 m cable | 38 |
| 800115 | Brady Cable Lockout Device - Additional Cable 3 m | 38 |
| 800116 | Group Lockout Centre - 8 hooks | 32 |
| 800117 | Group Lockout Centre - 3 hooks | 32 |
| 800118 | Padlock Control Centre - 18 hooks | 32 |
| 800119 | Padlock Control Centre - 8 hooks | 32 |
| 800120 | Small Padlock Station | 33 |




BRADY WHEN PERFORMANCE MATTERS MOST™

# Order Reference Index


| Order Reference | Description | Page |
|---|---|---|
| 800121 | Large Padlock Station | 33 |
| 800123 | Industrial Strength Lockout Station | 63 |
| 800125 | Tag Holder | 69 |
| 800126 | Large Electrical/Pneumatic Lockout | 49 |
| 800127 | Group Lockout Centre - 18 hooks | 32 |
| 800129 | Industrial Strength Lockout Station - Additional Shelf | 63 |
| 805814 | Economy Multi-Pole Breaker Lockout | 46 |
| 805827 | Brass Padlocks | 26 |
| 805828 | Brass Padlocks | 26 |
| 805830 | Brass Padlocks | 26 |
| 805831 | Brass Padlocks | 26 |
| 805832 | Brass Padlocks | 26 |
| 805834 | Brass Padlocks | 26 |
| 805835 | Fully Insulated Lock | 26 |
| 805836 | Fully Insulated Lock | 26 |
| 805837 | Ultimate Security Padlock | 25 |
| 805838 | Ultimate Security Padlock | 25 |
| 805839 | Ultimate Security Padlock | 25 |
| 805840 | Safety Lockout - 25 mm - red | 60 |
| 805841 | Safety Lockout - 38 mm - red | 60 |
| 805842 | Safety Lockout - 25 mm - yellow | 60 |
| 805843 | Safety Lockout - 38 mm - yellow | 60 |
| 805844 | "Cobra" Cable | 28 |
| 805845 | Maximum Chain Security - 8 mm diam | 28 |
| 805846 | Maximum Chain Security - 10 mm diam | 28 |
| 805847 | Prinzing Ball Valve Lockout | 40 |
| 805848 | Prinzing Ball Valve Lockout | 40 |
| 805849 | Prinzing Ball Valve Lockout | 40 |
| 805850 | Prinzing Ball Valve Lockout | 40 |
| 805851 | Prinzing Ball Valve Lockout | 40 |
| 805852 | Prinzing Ball Valve Lockout | 40 |
| 805853 | Miniature Breaker Lockout Demo Kit | 45 |
| 805856 | Mini Lockout Starter Kit | 60 |
| 805877 | Lockout Intro Kit | 59 |
| 805909 | Electrical Lockout Kit | 58 |
| 806174 | Valve and Electrical Lockout Kit | 58 |
| 806175 | Valve Lockout Kit | 59 |
| 806176 | Small Adjustable Lockout Kit | 59 |
| 806177 | Gate Valve Lockout Kit | 60 |
| 806178 | Ultimate Lockout Kit | 57 |
| 806200 | Lockout Satchel | 59 |
| 811106 | Labelled Safety Lockout Hasps | 56 |
| 811217 | Portable Lockout Station | 63 |
| 811218 | Portable Padlock Station | 33 |
| 812711 | Industry - Insulation Plugs DII | 47 |
| 812712 | Industry - Insulation Plugs DIII | 47 |
| 812713 | Industry Insulation Plug Screwdriver | 47 |
| 812714 | Low Voltage NV Fuse Rails Size NH00 | 47 |
| 812715 | Low Voltage NV Fuse Rails Size NH1 - NH3 | 47 |
| 813593 | Standard Safety Padlocks with Nylon Shackle | 19 |
| 813594 | Standard Safety Padlocks with Nylon Shackle | 19 |
| 813595 | Standard Safety Padlocks with Nylon Shackle | 19 |
| 813596 | Standard Safety Padlocks with Nylon Shackle | 19 |
| 813597 | Standard Safety Padlocks with Nylon Shackle | 19 |
| 813598 | Standard Safety Padlocks with Nylon Shackle | 19 |
| 813636 | Standard Safety Padlocks with Hardened Steel Shackle | 19 |
| 813637 | Standard Safety Padlocks with Hardened Steel Shackle | 19 |
| 813638 | Standard Safety Padlocks with Hardened Steel Shackle | 19 |
| 813639 | Standard Safety Padlocks with Nylon Shackle | 19 |
| 813640 | Standard Safety Padlocks with Nylon Shackle | 19 |
| 813641 | Standard Safety Padlocks with Nylon Shackle | 19 |
| 813642 | Vinyl Coated Metal Cable - 3.00 m | 36 |
| 814065 | Full Aluminium padlocks | 23 |
| 814066 | Full Aluminium padlocks | 23 |
| 814067 | Full Aluminium padlocks | 23 |
| 814068 | Full Aluminium padlocks | 23 |
| 814069 | Full Aluminium padlocks | 23 |
| 814070 | Full Aluminium padlocks | 23 |
| 814071 | Full Aluminium padlocks | 23 |
| 814072 | Full Aluminium padlocks | 23 |
| 814073 | Full Aluminium padlocks | 23 |
| 814074 | Full Aluminium padlocks | 23 |
| 814075 | Full Aluminium padlocks | 23 |
| 814076 | Full Aluminium padlocks | 23 |
| 814077 | Full Aluminium padlocks | 23 |
| 814078 | Full Aluminium padlocks | 23 |
| 814079 | Full Aluminium padlocks | 23 |
| 814080 | Full Aluminium padlocks | 23 |
| 814081 | Full Aluminium padlocks | 23 |
| 814082 | Full Aluminium padlocks | 23 |
| 814083 | Full Aluminium padlocks | 23 |
| 814084 | Full Aluminium padlocks | 23 |
| 814085 | Full Aluminium padlocks | 23 |
| 814086 | Laminated Steel Padlocks | 25 |
| 814087 | Laminated Steel Padlocks | 25 |
| 814088 | Laminated Steel Padlocks | 25 |
| 814089 | Laminated Steel Padlocks | 25 |
| 814090 | Laminated Steel Padlocks | 25 |
| 814091 | Laminated Steel Padlocks | 25 |
| 814092 | Laminated Steel Padlocks | 25 |
| 814093 | Laminated Steel Padlocks | 25 |
| 814094 | Laminated Steel Padlocks | 25 |
| 814095 | Laminated Steel Padlocks | 25 |
| 814096 | Laminated Steel Padlocks | 25 |
| 814097 | Laminated Steel Padlocks | 25 |
| 814098 | Laminated Steel Padlocks | 25 |
| 814099 | Laminated Steel Padlocks | 25 |
| 814100 | Laminated Steel Padlocks | 25 |
| 814101 | Laminated Steel Padlocks | 25 |
| 814102 | Laminated Steel Padlocks | 25 |
| 814103 | Laminated Steel Padlocks | 25 |
| 814104 | Laminated Steel Padlocks | 25 |
| 814105 | Laminated Steel Padlocks | 25 |
| 814106 | Laminated Steel Padlocks | 25 |
| 814107 | Laminated Steel Padlocks | 25 |
| 814108 | Laminated Steel Padlocks | 25 |
| 814109 | Laminated Steel Padlocks | 25 |
| 814110 | Laminated Steel Padlocks | 25 |
| 814111 | Laminated Steel Padlocks | 25 |
| 814112 | Laminated Steel Padlocks | 25 |

| Order Reference | Description | Page |
|---|---|---|
| 814113 | Standard Safety Padlocks | 19 |
| 814114 | Compact Safety Padlocks | 20 |
| 814115 | Compact Safety Padlocks | 20 |
| 814116 | Compact Safety Padlocks | 20 |
| 814117 | Compact Safety Padlocks | 20 |
| 814118 | Compact Safety Padlocks | 20 |
| 814119 | Compact Safety Padlocks | 20 |
| 814120 | Compact Safety Padlocks | 20 |
| 814121 | Compact Safety Padlocks | 20 |
| 814122 | Compact Safety Padlocks | 20 |
| 814123 | Compact Safety Padlocks | 20 |
| 814124 | Compact Safety Padlocks | 20 |
| 814125 | Compact Safety Padlocks | 20 |
| 814126 | Compact Safety Padlocks | 20 |
| 814127 | Compact Safety Padlocks | 20 |
| 814128 | Compact Safety Padlocks | 20 |
| 814129 | Compact Safety Padlocks | 20 |
| 814130 | Compact Safety Padlocks | 20 |
| 814131 | Compact Safety Padlocks | 20 |
| 814132 | Compact Safety Padlocks | 20 |
| 814133 | Compact Safety Padlocks | 20 |
| 814134 | Compact Safety Padlocks | 20 |
| 814135 | Compact Safety Padlocks | 20 |
| 814136 | Compact Safety Padlocks | 20 |
| 814137 | Compact Safety Padlocks | 20 |
| 814138 | Compact Safety Padlocks | 20 |
| 814139 | Compact Safety Padlocks | 20 |
| 814140 | Compact Safety Padlocks | 20 |
| 814141 | Compact Safety Padlocks | 20 |
| 814142 | Compact Safety Padlocks | 20 |
| 814143 | Compact Safety Padlocks | 20 |
| 814144 | Compact Safety Padlocks | 20 |
| 814145 | Compact Safety Padlocks | 20 |
| 814146 | Compact Safety Padlocks | 20 |
| 814147 | Compact Safety Padlocks | 20 |
| 814148 | Compact Safety Padlocks | 20 |
| 814149 | Compact Safety Padlocks | 20 |
| 814150 | Compact Safety Padlocks | 20 |
| 814151 | Compact Safety Padlocks | 20 |
| 814152 | Compact Safety Padlocks | 20 |
| 814153 | Compact Safety Padlocks | 20 |
| 814154 | Standard Safety Padlocks with Nylon Shackle | 19 |
| 830931 | LOTO Sales Bag - Large Bag Empty | 61 |
| 830932 | LOTO Sales Bag - Large Bag Filled | 61 |
| 830933 | LOTO Sales Bag - Small Bag Empty | 61 |
| 830934 | LOTO Sales Bag - Small Bag Filled | 61 |
| 830935 | LOTO Sales Bag - Complete Filled Bag | 61 |
| 830936 | Full Aluminium padlocks | 23 |
| 830937 | Full Aluminium padlocks | 23 |
| 830938 | Full Aluminium padlocks | 23 |
| 830939 | Full Aluminium padlocks | 23 |
| 830940 | Full Aluminium padlocks | 23 |
| 830941 | Full Aluminium padlocks | 23 |
| 833918 | Lockout / Tagout – Global Best Practice Training Movie. Reduce work accidents! | 6 |
| 834194 | Maintenance spray 50ml | 28 |
| 834462 | Safety Padlocks - Long Body | 19 |
| 834463 | Safety Padlocks - Long Body | 19 |
| 834464 | Safety Padlocks - Long Body | 19 |
| 834465 | Safety Padlocks - Long Body | 19 |
| 834466 | Safety Padlocks - Long Body | 19 |
| 834467 | Safety Padlocks - Long Body | 19 |
| 834468 | Nylon Encased Aluminium Padlocks | 22 |
| 834469 | Nylon Encased Aluminium Padlocks | 22 |
| 834470 | Nylon Encased Aluminium Padlocks | 22 |
| 834471 | Nylon Encased Aluminium Padlocks | 22 |
| 834472 | Nylon Encased Aluminium Padlocks | 22 |
| 834473 | Nylon Encased Aluminium Padlocks | 22 |
| 834474 | Nylon Encased Aluminium Padlocks | 22 |
| 834475 | Nylon Encased Aluminium Padlocks | 22 |
| 834476 | Nylon Encased Aluminium Padlocks | 22 |
| 834477 | Nylon Encased Aluminium Padlocks | 22 |
| 834478 | Nylon Encased Aluminium Padlocks | 22 |
| 834479 | Nylon Encased Aluminium Padlocks | 22 |
| 834856 | Aluminium padlocks - Compact | 24 |
| 834857 | Aluminium padlocks - Compact | 24 |
| 834858 | Aluminium padlocks - Compact | 24 |
| 834859 | Aluminium padlocks - Compact | 24 |
| 834860 | Aluminium padlocks - Compact | 24 |
| 834861 | Aluminium padlocks - Compact | 24 |
| 834862 | Aluminium padlocks - Compact | 24 |
| 834863 | Aluminium padlocks - Compact | 24 |
| 834864 | Aluminium padlocks - Compact | 24 |
| 834865 | Aluminium padlocks - Compact | 24 |
| 834866 | Aluminium padlocks - Compact | 24 |
| 834867 | Aluminium padlocks - Compact | 24 |
| 834868 | Aluminium padlocks - Compact | 24 |
| 834869 | Aluminium padlocks - Compact | 24 |
| 834870 | Aluminium padlocks - Compact | 24 |
| 834871 | Aluminium padlocks - Compact | 24 |
| 834872 | Aluminium padlocks - Compact | 24 |
| 834873 | Aluminium padlocks - Compact | 24 |
| 834874 | Aluminium padlocks - Compact | 24 |
| 834875 | Aluminium padlocks - Compact | 24 |
| 834876 | Aluminium padlocks - Compact | 24 |
| 834877 | Aluminium padlocks - Compact | 24 |
| 834878 | Aluminium padlocks - Compact | 24 |
| 834879 | Aluminium padlocks - Compact | 24 |
| 850957 | Low Voltage NV Fuse Rails Set Sizes NH00 & NH1 - NH3 with glove | 47 |
| 850958 | Industry Insulation Plug Set DII & DIII | 47 |
| 852439 | Dual Level 6 Hole Safety Lockout | 55 |
| 873367 | Universal Fuse Lockout Device 20-400A | 47 |
| 873384 | Dual Level 12 Hole Safety Lockout | 55 |
| 873871 | Personal belt pouch (pouch only) | 62 |
| 873872 | Personal Padlock Kit | 60 |
| 874074 | Heavy duty retractable Key holder | 60 |

# Brady - your complete work safety solution provider

Find out more safety products from our extensive portfolio. Visit our websites or contact your nearest Brady representative.

## Visual Tagging Solutions

Provide essential records of the safe condition of all your site equipment and scaffolding.

- Simple to implement
- Easy for workers to understand
- Specially designed for rough environments
- Highly visible

## Safety Signs - Important information at the point of need

We offer more than 8,000 different signs for safety, maintenance and facility identification.

- Designed to withstand even the harshest industrial environments
- Bright colours, bold text and intuitive pictograms
- Compliant with the latest standards and regulations
- Highly visible and easy to understand communication

## Pipe Markers - Easily identify pipe content and flow direction

The correct identification of pipes ensures a better insight into a building's structure. Accidents, injuries and damage can be prevented.

## Sorbents - Smart spill control

Clean, fast and safe removal of oil, water and chemicals spills.

- Adsorbs 10-25 times its own weight within a few seconds
- Environmentally friendly
- Spend less time cleaning

BRADY® WHEN PERFORMANCE MATTERS MOST™

**BRADY Africa**
361 Olympic Duel,
Northlands Business Park
Newmarket Road
Randburg
Tel: +27 11 704 3295
Fax: +27 86 501 7775

**BRADY Benelux**
Industriepark C/3
Lindestraat 20
9240 Zele, Belgium
Tel. +32 (0) 52 45 78 11
Fax +32 (0) 52 45 78 12

**BRADY Central & Eastern Europe**
Na Pántoch 18
831 06 Bratislava, Slovakia
Tel. +421 2 3300 4800
Fax +421 2 3300 4801

**BRADY Denmark**
Svendborgvej 39D
5260 Odense S
Tel. +45 66 14 44 00
Fax +45 66 14 44 50

**BRADY France**
Parc EUROCIT
45, avenue de l'Europe
59436 Roncq Cedex
Tel. +33 (0) 3 20 01 08 70
Fax +33 (0) 3 20 01 08 76

**BRADY Germany**
Brady-Straße 1
63329 Egelsbach
Tel. +49 (0) 6103 7598 660
Fax +49 (0) 6103 7598 670

**BRADY Hungary**
Puskás Tivadar u. 4.
2040 Budaörs
Tel. +36 23 500 275
Fax +36 23 500 276

**BRADY Italy**
Via Degli Abeti 44
20064 Gorgonzola (MI)
Tel: +39 02 26 00 00 22
Fax: +39 02 25 75 351

**BRADY Middle East FZE**
PO BOX 18015
Jebel Ali, Dubai, UAE
Tel. +971 4881 2524
Fax +971 4881 3183

**BRADY Norway**
Kjeller Vest 2
2007 Kjeller
Tel. +47 70 13 40 00
Fax +47 70 13 40 01

**BRADY Romania**
World Trade Center
Piata Montreal, nr 10
Intrarea F, Etajul 1, Birou 1.16,
Sector 1,
Bucharest, 011469
Tel: +40 21 202 3032
Fax: +40 21 202 3100

**BRADY Russia**
Avrora Business Park, Office 2305
82/2, Sadovnicheskaya Street
115035 Moscow
Tel: +7 495 225 93 62

**BRADY Spain & Portugal**
Av. Ventisquero de la condesa 13,
local 17 y 18
28035 Madrid, Spain
Tel. +34 900 902 993
Fax +34 900 902 994

**BRADY Sweden**
Vallgatan 5
170 67 Solna
Tel. +46 (0) 8 590 057 30
Fax +46 (0) 8 590 818 68

**BRADY Turkey**
Konaklar Mah. Selvili Sokak
C13 Blok No.8 Kat:3 Daire:5
34330 4.Levent-Besiktas
Istanbul
Tel. +90 212 264 02 20 / 264 02 21
Fax +90 212 270 83 19

**BRADY UK & Ireland**
Wildmere Industrial Estate
Banbury, Oxon – OX16 3JU, UK
Tel. +44 (0) 1295 228 288
Fax +44 (0) 1295 228 219

**BRADY WORLDWIDE**
Australia ..... 612-8717-6300
Brazil ..... 55-11-3686-4720
Canada ..... 1-800-263-6179
China (Beijing) ..... 86-10-6788-7799
China (Shanghai) ..... 86-21-6886-3666
China (Wuxi) ..... 86-510-528-2222
Hong Kong ..... 852-2359-3149
Japan ..... 81-45-461-3600
Korea ..... 82-31-451-6600
Latin America ..... 1-414-540-5560
Malaysia ..... 60-4-646-2700
Mexico ..... 525-399-6963
New Zealand ..... 61-2-8717-2200
Philippines ..... 63-2-658-2077
Singapore ..... 65-6477-7261
Taiwan ..... 886-3-327-7788
Thailand ..... 66-2-793-9200
USA ..... 1-800-537-8791

© 2015 Brady Worldwide, Inc. All Rights Reserved.

EUR-M-415-ENd 16/12/2015
Y2370188

Your distributor

www.bradyeurope.com